

From Eye to Insight



THE COLOR CMOS CAMERA K5C

The powerful, focused research choice






When small details make all the difference, the K5C microscope camera gives you the power to find them. The color CMOS camera of choice for the materials and life science research expert, the K5C helps you to distinguish, study and document the small details in high resolution.

The K5C enables you to capture high-resolution images at any magnification level due to its 20 MP CMOS sensor. You'll get insights and results for live images fast, thanks to the frame rate of up to 32 fps, helping you use speed to your imaging advantage.

Your benefits

- > Distinguish, study and document small differences
- > Capture more in a single shot
- > See changes immediately in your live image





SPECIFICATIONS

Sensor type	CMOS
Sensor size (diagonal)	15.86 mm
Sensor format	5472 px x 3648 px, 20 MP
Pixel dimensions	2.4 μm x 2.4 μm
Shutter mode	Rolling
Data interface	USB 3
Mechanical interface	C-mount: 1.0x (10 450 829) stereo microscope; 1.0x (11 541 510) light microscope
Exposure range	1 ms - 10 s
Frames per second	7 fps (full frame), 19 fps (2x2 binned), 32 fps (3x3 binned)
Sensor cooling	Passive
Dark noise	4 e- (median)
Full well capacity	15000 e-
Dynamic Range	up to 71 dB
Bit depth / Colour depth	3 x 8-bit, 3 x 12-bit
Binning options	2x2 and 3x3
Optical filter	Removable UV/NIR filter
Operating system	Windows with LAS X application
Power consumption	3.5 W while free running at 15 fps
Operation temperature	5 °C - 40 °C

CONNECT
WITH US!

