



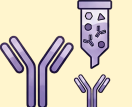


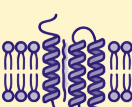
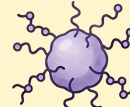
# Zenix & Zenix-C

## 3 $\mu\text{m}$ SIZE EXCLUSION COLUMNS



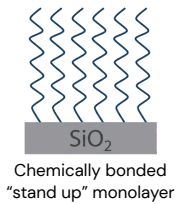
3  $\mu\text{m}$  silica particle technology delivering unrivaled resolving power, sub-3-minute mAb assays, and seamless compatibility with conventional HPLC.

### TARGET APPLICATIONS

 <p><b>mAb &amp; Antibody Purification</b> High-resolution aggregate removal</p>	 <p><b>Oligonucleotides &amp; Peptides</b> Aqueous buffer compatible</p>	 <p><b>Protein QC &amp; Purity</b> Aggregate / monomer quantitation</p>	 <p><b>Membrane Proteins</b> Detergent-compatible phase</p>	 <p><b>ADC &amp; PEGylated Proteins</b> Zenix-C optimized</p>
---	---	--	--	--

### KEY ADVANTAGES

<p><b>Fast Assays on Standard HPLC</b> Sub-3-minute MAb aggregate separation at 2 mL/min / 1,600 psi. No UHPLC required.</p>	<p><b>3 <math>\mu\text{m}</math>, Market-Leading Efficiency</b> Plate counts exceed 27,000 N at 9 min assay conditions with 300 Å pore for a broad MW coverage (5–1,200 kDa).</p>	<p><b>Negligible Non-Specific Interactions</b> Proprietary neutral hydrophilic surface eliminates protein adsorption. Ideal for sensitive biologic samples and volatile buffer SEC-MS workflows.</p>	<p><b>Light Scattering SEC-MALS options</b> Maximize precision with Zenix SEC-MALS columns: ultra-low noise, high res, and individually MALS-certified for guaranteed performance.</p>
--	---	--	--



## Zenix SEC

### STAND UP MONOLAYER PHASE

Uniform, hydrophilic stand-up monolayer chemically bonded on silica. Ideal for standard proteins, monoclonal antibodies, and typical non-hydrophobic biologics requiring high-resolution analysis with negligible non-specific interactions.

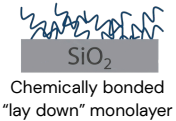
- Nucleic Acids
- Oligonucleotides
- Protein QC
- Peptides
- mAbs & Antibodies

## Zenix-C SEC

### LAY DOWN MONOLAYER PHASE

Innovative lay-down monolayer optimized for hydrophobic molecule handling. The preferred choice for ADCs, PEGylated proteins, membrane proteins, insulin, and other "sticky" or highly hydrophobic biologics requiring superior inertness.

- ADCs
- Insulin
- PEGylated Proteins
- Membrane Proteins
- Derivatized mAbs



### PUBLISHED RESEARCH

A novel screening method to assess developability of antibody-like molecules.

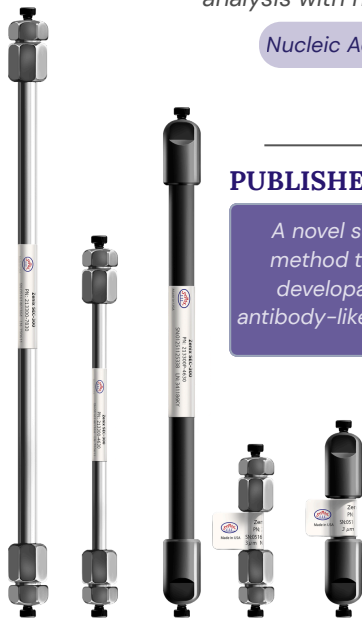


Baseline separation of Fab, Fc, F(ab')<sub>2</sub>, and ADC subunits using Zenix-300.



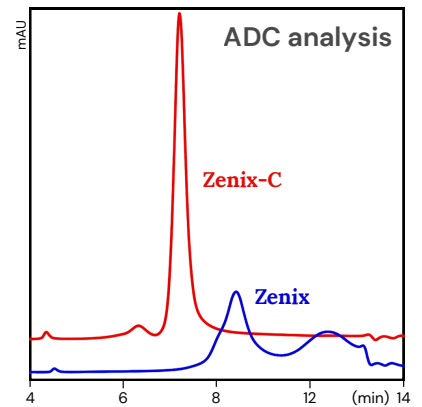
### TECHNICAL SPECIFICATIONS

PARTICLE ( $\mu\text{m}$ )	3
PORE (Å)	80–300
ID (mm)	21–30
LENGTH (mm)	50 – 300
pH STABILITY	2.0 – 8.5
MAX TEMP (°C)	80



Available in stainless steel and PEEK

### THE "C-LINE" DIFFERENCE



Zenix-C minimizes secondary interactions between ADCs and the resin.

### COLUMN SCREENING SERVICE

Not sure which column or mobile phase to use? Sepax offers a full column screening and method development service. Rapid, cost-effective, and tailored to your sample type.

### Scan for Order Information

Sepax Technologies, Inc.  
Sepax-Tech.com  
1-877-SEPAX-US  
Info@Sepax-Tech.com

