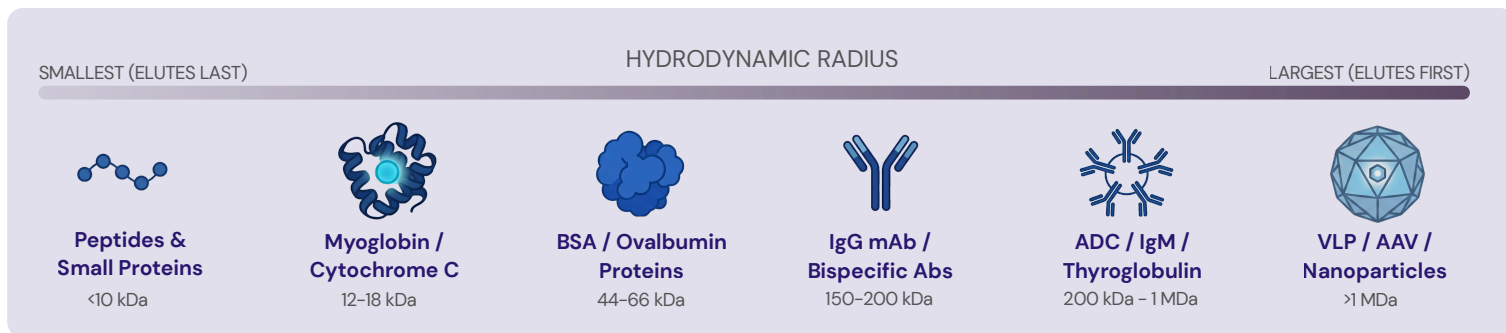




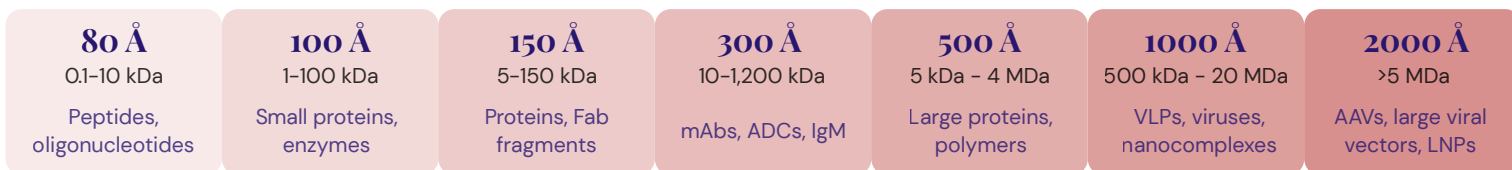
Size Exclusion Chromatography

COLUMN SELECTION GUIDE

STEP 1. YOUR MOLECULE



STEP 2. MATCH PORE SIZE WITH MOLECULAR WEIGHT



STEP 3. CHOOSE YOUR COLUMN SERIES

SRT SEC <small>START HERE</small>	Zenix SEC <small>HIGH RES</small>	unix <small>UHPLC</small>	BioMix SEC <small>MIXED-MODE</small>	SRT-LVL SEC <small>AQUEOUS</small>
Widest pore range – versatile workhorse	3 µm particles for faster, sharper runs	Sub-2 µm UHPLC, ultra-fast analysis	Mixed-mode for hydrophobic & bispecific samples	Hydrophilic, and neutral nm-thick films for aqueous buffers
PARTICLE (µm) 5, 10 PORE (Å) 100–2000 ID (mm) 4.6–50 LENGTH (mm) 50–300	PARTICLE (µm) 3 PORE (Å) 60–300 ID (mm) 2.1–21.2 LENGTH (mm) 50–300	PARTICLE (µm) 1.8 PORE (Å) 200, 300 ID (mm) 4.6, 7.8 LENGTH (mm) 20–300	PARTICLE (µm) 3 PORE (Å) 300 ID (mm) 2.1–21.2 LENGTH (mm) 50, 150, 300	PARTICLE (µm) 5 PORE (Å) 2000 ID (mm) 4.6, 7.8 LENGTH (mm) 50, 300
<i>Widest pore size selection (7 options). Ideal first choice for most bioanalytical labs.</i>	<i>High resolution & throughput. Short columns possible without sacrificing peak quality.</i>	<i>Maximum speed & efficiency for high-throughput QC. For HPLC or UHPLC systems.</i>	<i>Mixed-mode chemistry for bispecific antibody impurities undetectable by standard SEC.</i>	<i>Maximize recovery and resolution for large hydrophilic biomacromolecules.</i>

STEP 4. APPLICATION DECISION GUIDE (What is Your Priority?)

WIDEST MW COVERAGE + SIMPLEST START

SRT SEC

Large pore selection covers peptides to IgM. 5 µm particle is forgiving of most HPLC systems. Best default choice for mAbs, ADCs, aggregation analysis.

BISPECIFIC mAbs OR HYDROPHOBIC SAMPLES

BioMix SEC

Mixed-mode chemistry separates bispecific antibody variants and hydrophobic species that co-elute on standard SEC.

FASTEST RUN / HIGH THROUGHPUT QC

Zenix SEC or Unix SEC

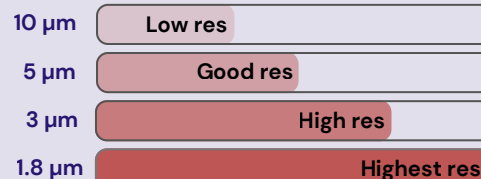
1.8–3 µm particles. Short 50–100 mm columns. High resolution in a fraction of the run time vs. 5 µm.

WATER-SOLUBLE, LARGE BIOMOLECULES

SRT-LVL SEC

Hydrophilic and neutral nanofilm coating achieves high recovery. Ideal for water-soluble analytes and aqueous buffers.

Particle size and resolution



COLUMN LENGTH GUIDE

50–150 mm
Fast Screening, HTS

150–300 mm
Better Resolution

COLUMN SCREENING SERVICE

Not sure which column or mobile phase to use? Sepax offers a full column screening and method development service. Rapid, cost-effective, and tailored to your sample type.

Scan for Order Information
Sepax Technologies, Inc.
Sepax-Tech.com
1-877-SEPAX-US
Info@Sepax-Tech.com

