


Agilent J&W GC columns

The story behind Agilent J&W GC Columns

In 2000, Agilent Technologies, the inventor of fused silica GC tubing, merged with J&W Scientific, the creator of the first GC stationary phase made from cross-linked siloxane polymers. In 2010, Agilent acquired Varian adding PLOT, Select, VF, CP-Sil, UltiMetal, and packed to the existing Ultra Inert, High Efficiency, LTM, PAH, and Custom GC columns. Our foundation of GC expertise, combined with these vital acquisitions, we have built Agilent J&W into an extensive and innovative GC column offering.

Put over 40 years of Agilent quality and innovation behind your every separation

Agilent J&W offers a broad portfolio of GC columns with over 3500 part numbers. Our portfolio offers the best inertness for acids/bases/mixed functional compounds, the lowest bleed levels and the tightest column-to-column reproducibility. So when you put Agilent J&W GC columns to work in your lab, you can have the utmost confidence in your column, and in every separation.



Inert and low bleed columns

Agilent J&W columns have a wide range of traditional GC/MS and Ultra Inert stationary phases proven to deliver consistent column inertness and exceptionally low column bleed with high upper temperature limits, ensuring accurate peak identification and quantification. Column bleed can decrease spectral integrity, reduce uptime, and shorten column life. Column activity contributes to severe peak tailing, as well as compound loss or degradation for active compounds (e.g. acids and bases), leading to inaccurate quantification.

Consistent results


Agilent J&W columns adhere to tight retention factor (k) specifications, promoting consistent retention and separation. They also feature narrow retention indexes and a high number of theoretical plates per meter, ensuring narrow peaks and improving the resolution of closely eluting peaks.


Tight quality control specifications

Agilent's testing ensures reliable qualitative and quantitative results, and column-to-column reproducibility, for your most challenging compounds. Offering Ultra Inert testing, we test each column for peak height ratios and tailing for acids, bases, and other chromatographically demanding compounds so you can have utmost confidence in your trace-level separations.

And, with Agilent's instruments, services, global technical support, and quick shipment from Agilent regional logistic centers, Agilent's whole solution provides you with even more confidence in your column, and in your every separation.

To learn more about Agilent J&W GC columns please visit
www.agilent.com/chem/mygccolumns





LTM II standard format with 5 in column toroid

Agilent J&W LTM II Column Modules

Agilent J&W LTM II Low Thermal Mass Column Modules for 7890A/B Series GC Systems

Available in a wide variety of Wall Coated Open Tubular (WCOT) and select Porous Layer Open Tubular (PLOT) column configurations.

- The capacity to run up to four column modules simultaneously – with four different temperature programs – to maximize your productivity
- Rapid temperature programming rates for higher analysis speeds
- Faster cooling times – as low as one minute or less – to decrease idling and downtime
- Excellent retention time repeatability and performance – comparable to conventional GC

All LTM II column modules are packaged with:

- Two 1 m guard columns (one each for the inlet and detector) fused silica the same id as the analytical column
- Flexible Metal ferrules that fit the dimensions of the analytical and guard columns



Agilent J&W LTM II Low Thermal Mass Column Modules for 7890A/B Series GC Systems

This LTM column technology is designed specifically for Agilent 5975T GC/MS systems. These modules include an integrated 3 in LTM capillary column toroid assembly with heated transfer lines, cooling fan assembly and sheet metal enclosure. Replacement column toroid assemblies are also available. Benefits of the LTM column modules include:


- Faster heating and cooling times – as low as one minute or less – for more rapid analytical cycle times
- Excellent retention time repeatability and performance comparable to conventional GC
- Less power consumption for longer in-field operation
- Integrated module design to facilitate easy column module change in the field

Shorten analytical cycle times and boost your high speed gas chromatography capabilities

Agilent J&W LTM column modules combine a high quality fused silica capillary column with heating and temperature sensing components for a low thermal mass column assembly. The LTM column module contains a patented design which heats and cools the column very efficiently for significantly shorter analytical cycle times compared to conventional air-bath GC oven techniques, while simultaneously using less power.

Agilent offers LTM technology for our popular 7890 and 6890 Series GC systems, and the 5975T GC/MS.





GC Capillary Columns

More than just essential products... reliable results!

With the highest inertness, lowest bleed levels, and the tightest column-to-column reproducibility.

Ultra Inert Columns – allow you to perform trace level analysis – including the analysis of acids, bases, or other active compounds – with the utmost confidence. They also help ensure an inert GC flow path that is essential for sensitivity, performance, and the integrity of your analytical results.

High Efficiency Columns – are ideal for applications that require reduced analysis time, such as high-throughput screening, fast process monitoring, fast QC analyses, and fast method development.

Low-bleed GC/MS Columns – are specifically designed to chromatograph a broad range of trace-level samples, and offer low bleed and high inertness even at higher temperatures.

Premium Polysiloxane Columns – are stable, robust, and versatile and are available in a wide variety of stationary phases.

Polyethylene Glycol (PEG) Columns – offer a variety of phase characteristics to meet the varying needs of your laboratory, thanks to Agilent's strict quality control of the cross-linking and deactivation processes.

Specialty Columns – meet Agilent's uncompromising standards for high-temperature, life science, pesticide, petroleum, semivolatile, and volatile applications.

PLOT Columns – deliver separation for compounds that are gases at room temperature. They are also ideal for analyzing fixed gases, low molecular weight hydrocarbon isomers, volatile polymer compounds, and reactive analytes such as gases, amines, and hydrides.

On the following pages you will find details on our complete line of innovative Agilent J&W GC columns. For more information, contact your local Agilent representative or Agilent Authorized Distributor. Or you can order online at www.agilent.com/chem/store.

Table of Contents

Column Selection Principles	247	Premium Polysiloxane Columns...318	Specialty Columns	362
GC Column Application and Method Guides.....	262	DB-1	<i>High Temperature Columns</i>	362
Ultra Inert GC Columns	286	HP-1	DB-1ht	362
DB-1ms Ultra Inert	289	CP-Sil 5 CB.....	DB-5ht	363
HP-1ms Ultra Inert.....	289	Ultra 1	DB-17ht.....	364
DB-5ms Ultra Inert	290	Ultra 2.....	VF-5ht and VF-5ht UltiMetal.....	365
HP-5ms Ultra Inert.....	290	DB-5.....	<i>Petroleum Columns.....</i>	366
DB-35ms Ultra Inert.....	291	HP-5.....	Lowox	366
DB-624 Ultra Inert	291	CP-Sil 8 CB.....	GS-OxyPLOT	366
DB-Select 624 UI for <467>	292	CP-Sil 13 CB	CP-Sil 5 CB for Formaldehyde	367
DB-UI 8270D Ultra Inert	292	DB-35.....	HP-PONA	367
Agilent J&W High Efficiency GC Capillary Columns.....	293	HP-35	CP-Sil PONA CB.....	368
Low-bleed GC/MS Columns.....	294	DB-17.....	CP-Sil PONA for ASTM D5134.....	368
DB-1ms.....	295	HP-50+.....	DB-Petro	369
HP-1ms.....	296	CP-Sil 24 CB	HP-1 Aluminum Clad.....	369
VF-1ms	297	DB-23.....	DB-2887.....	370
DB-5ms.....	299	DB-200.....	DB-HT SimDis	370
HP-5ms.....	301	DB-210.....	CP-SimDist.....	371
VF-5ms	302	DB-225.....	CP-SimDist UltiMetal	372
DB-XLB.....	304	CP-Sil 43 CB	CP-Sil 2 CB.....	373
VF-Xms	305	DB-1301.....	CP-TCEP for Alcohols in Gasoline	373
DB-35ms	306	CP-1301	DB-Sulfur SCD.....	374
VF-35ms	307	DB-1701.....	Select Low Sulfur	375
DB-17ms	308	CP-Sil 19 CB	CP-Sil 5 CB for Sulfur.....	375
VF-17ms	309	Polyethylene Glycol (PEG) Columns.....	Select for Permanent Gases – Dual Column.....	376
VF-23ms	310	DB-WAX and DB-WaxFF	Select Al ₂ O ₃ MAPD.....	376
VF-200ms	311	DB-WAXetr.....	Biodiesel Capillary GC Columns	377
DB-225ms	312	HP-INNOWax	Select Biodiesel.....	379
VF-WAXms.....	313	CP-Wax 52 CB	Select Silanes	380
VF-624ms and VF-1301ms	315	DB-FFAP	CP-Volamine	381
VF-1701ms	317	HP-FFAP	CP-Sil 8 CB for Amines.....	382
		CP-Wax 58 FFAP CB.....	CP-Wax for Volatile Amines and Diamines	382
		Carbowax 20M and HP-20M	PoraPLOT Amines	383

(Continued)

Table of Contents (Continued)

Specialty Columns (Continued)

<i>Pesticides Columns</i>	384
DB-CLP1 and DB-CLP2.....	384
VF-5 Pesticides.....	385
DB-1701P.....	386
VF-1701 Pesticides.....	386
CP-Sil 8 CB for Pesticides.....	387
CP-Sil 19 CB for Pesticides.....	387
DB-608.....	388
HP-PAS5.....	388
Rapid-MS.....	389
<i>PAH Columns</i>	390
Select PAH.....	390
DB-EUPAH.....	390
CP-Sil PAH CB UltiMetal.....	391
<i>Semivolatiles Columns</i>	392
DB-UI 8270D for Semivolatiles.....	392
CP-Sil 8 CB for PCB.....	393
DB-5.625.....	394
HP-5ms Semivolatile.....	395
CP-Sil 5/C18 CB for PCB.....	395
DB-Dioxin.....	396
CP-Sil 88 for Dioxins.....	396
<i>Volatiles Columns</i>	397
DB-624 Ultra Inert.....	397
DB-624.....	398
CP-Select 624 CB.....	399
DB-VRX.....	400
HP-VOC.....	401
DB-502.2.....	402
DB-MTBE.....	402
CP-Select CB for MTBE.....	403
DB-TPH.....	403
Select Mineral Oil.....	404

Foods, Flavors and Fragrance Columns.....

	405
HP-88.....	405
CP-Sil 88.....	406
Select FAME.....	407
CP-Sil 88 for FAME.....	407
CP-Wax 57 CB.....	408
CP-Carbowax 400 for Volatiles in Alcohol.....	408
CP-Wax 57 CB for Glycols and Alcohols.....	409
CP-TAP CB for Triglycerides.....	409
CP-FFAP CB for Free Fatty Acids in Dairy Products.....	410
CycloSil-B.....	410
Cyclodex-B.....	411
HP-Chiral β	411
CP-Chirasil Val.....	412
CP-Chirasil-Dex CB.....	412
CP-Cyclodextrin- β -2,3,6-M-19.....	413
<i>Life Sciences Columns</i>	414
DB-ALC1 and DB-ALC2.....	414
VF-DA.....	415
DB-5ms EVDX.....	415
DB-Select 624 UI for <467>.....	416
HP-Fast Residual Solvent.....	416

Metal Columns.....

PLOT Columns	420
PLOT PT.....	420
PoraBOND Q.....	422
PoraBOND U.....	423
PoraPLOT Q and PoraPLOT Q-HT.....	424
HP-PLOT Q.....	425
GS-Q.....	426
PoraPLOT U and PoraPLOT S.....	427

PLOT Columns (Continued)

HP-PLOT U.....	428
HP-PLOT Al ₂ O ₃ KCl.....	428
GS-Alumina KCl.....	429
CP-Al ₂ O ₃ /KCl and CP-Al ₂ O ₃ /Na ₂ SO ₄	430
HP-PLOT Al ₂ O ₃ S.....	432
GS-Alumina.....	433
HP-PLOT Al ₂ O ₃ M.....	434
GS-GasPro.....	434
CP-SilicaPLOT.....	435
CarboBOND and CarboPLOT P7.....	436
GS-CarbonPLOT.....	437
HP-PLOT Molesieve.....	438
CP-Molsieve 5Å.....	439
Particle Traps for use with PLOT Columns.....	440
Non-Bonded Stationary Phases	441
Guard Columns	445
LTM Column Modules	447
Fused Silica Tubing	464
Stainless Steel Tubing	469
Packed GC Columns	470
Custom GC Column Ordering	481
GC Column Test Standards	482
Column Installation and Troubleshooting	484

Column Selection Principles


Narrow your choices, save time, and reduce trial and error

Selecting the right capillary column for your application can be an uncertain (and sometimes difficult) task. If possible, you should begin by consulting sample applications provided by GC manufacturers and suppliers – or described in published Application Notes.

In addition, the following pages will help you:

- Choose a stationary phase – your most critical decision – based on factors such as selectivity, polarity, and phenyl content.
- Understand how column diameter influences factors like efficiency, solute retention, head pressure, and carrier gas flow rates.
- Determine which column length will affect solute retention, column head pressure, column bleed – and cost.
- Appreciate the difference between thin-film and thick-film columns with regard to capacity, inertness, bleed, and upper temperature limit.

While there are no foolproof techniques, shortcuts, tricks or secrets to column selection, there are some guidelines and concepts that simplify the process. There are four major column parameters to consider: stationary phase, diameter, length, and film thickness.





Selecting Stationary Phases

Choosing the best stationary phase is the most important decision when selecting a capillary column. Unfortunately, it is also the most difficult and ambiguous decision. The most reliable method is to consult the large collection of example applications provided by column manufacturers, GC manufacturers and in published literature. While an exact example application may not be available, enough information can usually be obtained to simplify the decision or reduce the number of potential columns. The most difficult situation is when no previous information is available. Stationary phase selection is much easier even if only one chromatogram is available for all or most of the sample compounds. The most reliable method is to consult the large collection of example applications provided by GC column and hardware manufacturers and published in literature.

The concepts of stationary phase selectivity and polarity are very useful when selecting stationary phases. For best performance, start with the general purpose Agilent J&W Ultra Inert 1 ms and 5ms columns to get the lowest column bleed and column activity for a wide range of analytes, including active compounds and trace level samples.

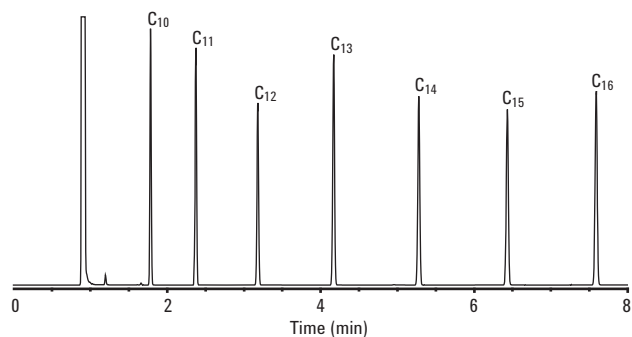
Synonymous use of the terms polarity and selectivity is not accurate, but it is very common. Selectivity is determined by the physicochemical interactions of the solute molecules with the stationary phase. Polarity is determined by the structure of the stationary phase. Polarity does have an effect on separation; however, it is only one of the many stationary phase properties that influence peak separation (see the next section on polarity).

Selectivity can be thought of as the ability of the stationary phase to differentiate between two solute molecules by differences in their chemical or physical properties. Separation is obtained if the interactions between the stationary phase and solutes are different. For liquid or gum stationary phase (polysiloxanes and polyethylene glycols), there are three major interactions: dispersion, dipole, and hydrogen bonding. The following is a simplified and condensed explanation of the interactions for polysiloxane and polyethylene glycol stationary phases.

Dispersion is the dominant interaction for all polysiloxane and polyethylene glycol stationary phases. Dispersion can be simplified into the concept of volatility. Simply stated, the more volatile a solute, the faster it elutes from the column (i.e., shorter retention time). However, this order can be altered by the effect of solute and stationary phase polarities, and the other interactions. Solute boiling points are sometimes used as a measure of compound volatility. That is, compounds elute in the order of their increasing boiling points. Unfortunately, boiling points cannot be universally applied to the dispersion interactions. Boiling points are fairly valid when dealing with compounds with similar structures, functional groups or homologous series (**Figure 1**). When dealing with compounds with mixed functional groups, the boiling points simplification often fails (**Figure 2**). If compound boiling points differ by more than 30 °C, they usually can be separated by most stationary phases (there are exceptions). If compound boiling points differ by less than 10 °C, the boiling point simplification becomes less certain and more likely to be in error (except for compounds in a homologous series).

Figure 1: Boiling Point Elution Order for Homologous Series**Column:** DB-1, 15 m x 0.25 mm, 0.25 μ m**Carrier:** Helium at 30 cm/s**Oven:** 60 °C for 1 min, 60-180 °C at 20 °C/min

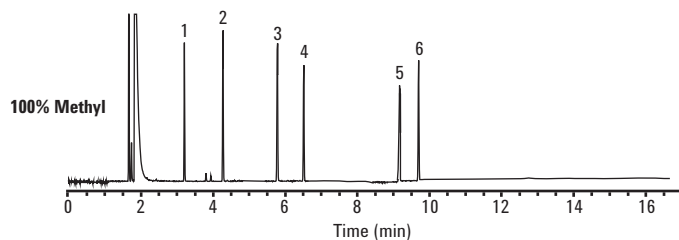
	Boiling Point (°C)
1. n-Decane (C ₁₀)	174
2. n-Undecane (C ₁₁)	196
3. n-Dodecane (C ₁₂)	216
4. n-Tridecane (C ₁₃)	234
5. n-Tetradecane (C ₁₄)	253
6. n-Pentadecane (C ₁₅)	268
7. n-Hexadecane (C ₁₆)	287



Homologous series of hydrocarbons. The solutes elute in order of their increasing boiling points; however, the peaks are not spaced in proportion to their respective boiling points.

Figure 2: Deviation from Boiling Point Order**Column:** DB-1, 30 m x 0.25 mm, 0.25 μ m

	Boiling Point (°C)
1. Toluene	111
2. Hexanol	157
3. Phenol	182
4. Decane (C ₁₀)	174
5. Naphthalene	219
6. Dodecane (C ₁₂)	216



Solutes outside of the homologous series do not elute in the boiling point order.

If the stationary phase is capable of dipole interaction, it enhances its power to separate solutes whose dipole moments are different. Only some stationary phases are able to exploit this interaction. Polyethylene glycols, and cyanopropyl and trifluoropropyl substituted polysiloxanes readily undergo the dipole interactions; methyl or phenyl substituted groups do not undergo a dipole interaction (**Table 1**). The amount of peak separation for solutes with different dipoles often changes if a stationary phase with a different interaction is used (**Figure 3**). If the dipole difference between compounds is small, a greater amount of the appropriate group is needed (e.g., a 50% cyanopropylphenyl-methyl polysiloxane instead of a 14% cyanopropylphenyl-methyl polysiloxane). It is difficult to accurately predict the magnitude of the separation change for all of the peaks. Empirical results have shown that dipole interaction stationary phases are well suited for samples containing compounds that have base or central structures to which different groups are attached in various positions. Examples include substituted aromatics, halocarbons, pesticides and drugs.

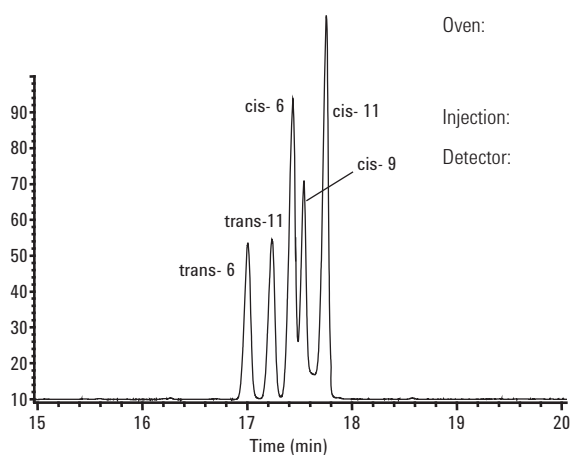
Table 1: Stationary Phase Interactions

Functional Group	Dispersion	Dipole	Hydrogen Bonding
Methyl	Strong	None	None
Phenyl	Strong	None to weak	Weak
Cyanopropyl	Strong	Very strong	Moderate
Trifluoropropyl	Strong	Moderate	Weak
PEG	Strong	Strong	Moderate

Figure 3: Dipole Interactions

Column: HP-88, 30 m x 0.25 mm, 0.25 μ m

Molecular weight and boiling points are virtually identical for these fatty acid methyl ester (FAME) isomers, with only the dipole interactions due to the hydrogen isomeric positions on the molecules being different. Only strong dipole interactions in the stationary phase can provide chromatographic separation for these types of compounds.



C-18:1 cis and trans isomers on HP-88

Carrier: Hydrogen, 2 mL/min constant flow

Oven: 120 °C, 1 min, 10 °C/min to 175 °C, 10 min
5 °C/min to 210 °C, 5 min
5 °C/min to 230 °C, 5 min

Injection: 1 μ L

Detector: FID, 250 °C

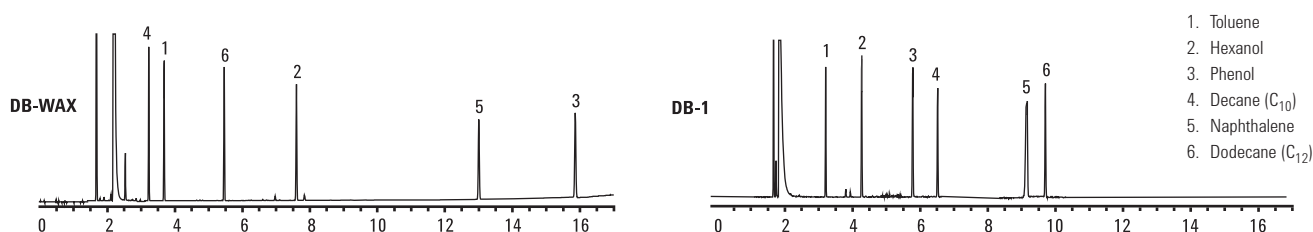
The hydrogen bonding interaction occurs if there is hydrogen bonding between the solute molecules and the stationary phase. **Table 2** lists the types of compounds that can form hydrogen bonds along with their relative bonding strengths. It is the difference in the strength of the hydrogen bonding that is critical. The same stationary phases that undergo dipole interactions also undergo hydrogen bonding interactions. The amount of peak separation for solutes whose hydrogen bonding potentials differ often changes if a stationary phase with a different amount of hydrogen bonding interaction is used (**Figure 4**). If the hydrogen bonding difference between compounds is small, a great amount of the appropriate group is needed (e.g., a polyethylene glycol instead of a 14% cyanopropylphenyl-methyl polysiloxane). It is difficult to accurately predict the magnitude of the separation change for all of the peaks. Sometimes the desired separation is obtained, but another set of peaks now co-elute with the new stationary phase.

Table 2: Relative Hydrogen Bonding Strengths

Strength	Compounds
Strong	Alcohols, carboxylic acids, amines
Moderate	Aldehydes, esters, ketones
Weak to none	Hydrocarbons, halocarbons, ethers

Figure 4: Hydrogen Bonding Interactions

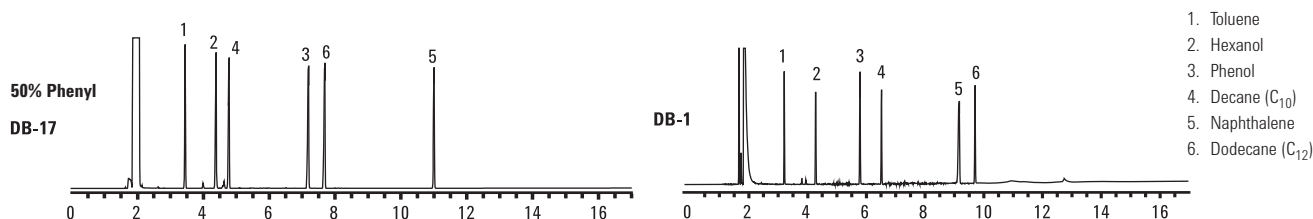
Column: 15 m x 0.25 mm, 0.25 μ m



DB-1 does not undergo hydrogen bonding interactions. The change in the elution order of hexanol and phenol with DB-WAX is a combination of the dipole and hydrogen bonding interaction.

Figure 5: Phenyl Content Retention

Column: 15 m x 0.25 mm, 0.25 μ m



The aromatics increase in retention relative to the hydrocarbons for the DB-17 columns. DB-17 contains 50% phenyl substitution. DB-1 contains no phenyl substitution.

Another stationary phase characteristic that may effect retention in a predictable manner is the phenyl content. In general, the higher the phenyl content of the stationary phase, the higher the retention of aromatic solutes relative to aliphatic solutes. This does not mean that aromatic solutes are more retained (e.g., higher *k*) by high phenyl content stationary phases, but that aromatic solutes are more retained relative to aliphatic solutes. **Figure 5** shows an example of this retention behavior.

Polarity

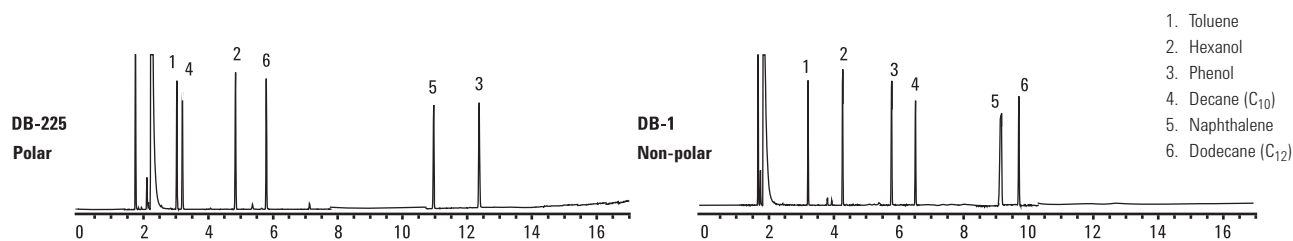
Stationary phase polarity is determined by the polarity of the substituted groups and their relative amounts. **Table 3** lists a variety of stationary phases in order of their increasing polarity. Polarity is often erroneously used to select columns or to determine separation characteristics. Stationary phase polarity is only one of many factors that affect retention and separation.

While polarity is not directly related to selectivity, it has a pronounced effect on compound retention, thus separation. For compounds of similar volatility, greater retention is obtained for solutes with polarities similar to the stationary phase. In other words, polar compounds are more strongly retained by a polar stationary phase than a less polar stationary phase, and vice versa. This effect can be seen in **Figure 6**. The changes in retention and elution order can be largely attributed to the changes in stationary phase polarity. Changes in the amount of phenyl substitution, and dipole and hydrogen bonding interactions also contribute to the changes; however, it is difficult to assess the magnitude of their individual contributions.

Separation and efficiency have to be considered together and not as separate column attributes, as each contributes to peak resolution. When the stationary phase provides adequate resolution between peaks, higher efficiency is not needed. Shorter or larger diameter columns and less than optimal GC conditions can be used in these situations. When resolution is not adequate, there is a need for higher column efficiency.

Figure 6: Polarity – Retention Relationship

Column: 15 m x 0.25 mm, 0.25 μ m



The alcohols (polar) increase in retention relative to hydrocarbon (non-polar) for the DB-225 column. DB-225 is more polar than DB-1.

In addition to retention, stationary phase polarity influences other column characteristics. There is a general trend between stationary phase polarity and column lifetime, temperature limits, bleed and efficiency. Column life, temperature limits and efficiency tend to be higher for more non-polar stationary phases. These are general trends and not absolute certainties. Low bleed stationary phases sometimes go against this trend.

Table 3: Stationary Phase Polarity

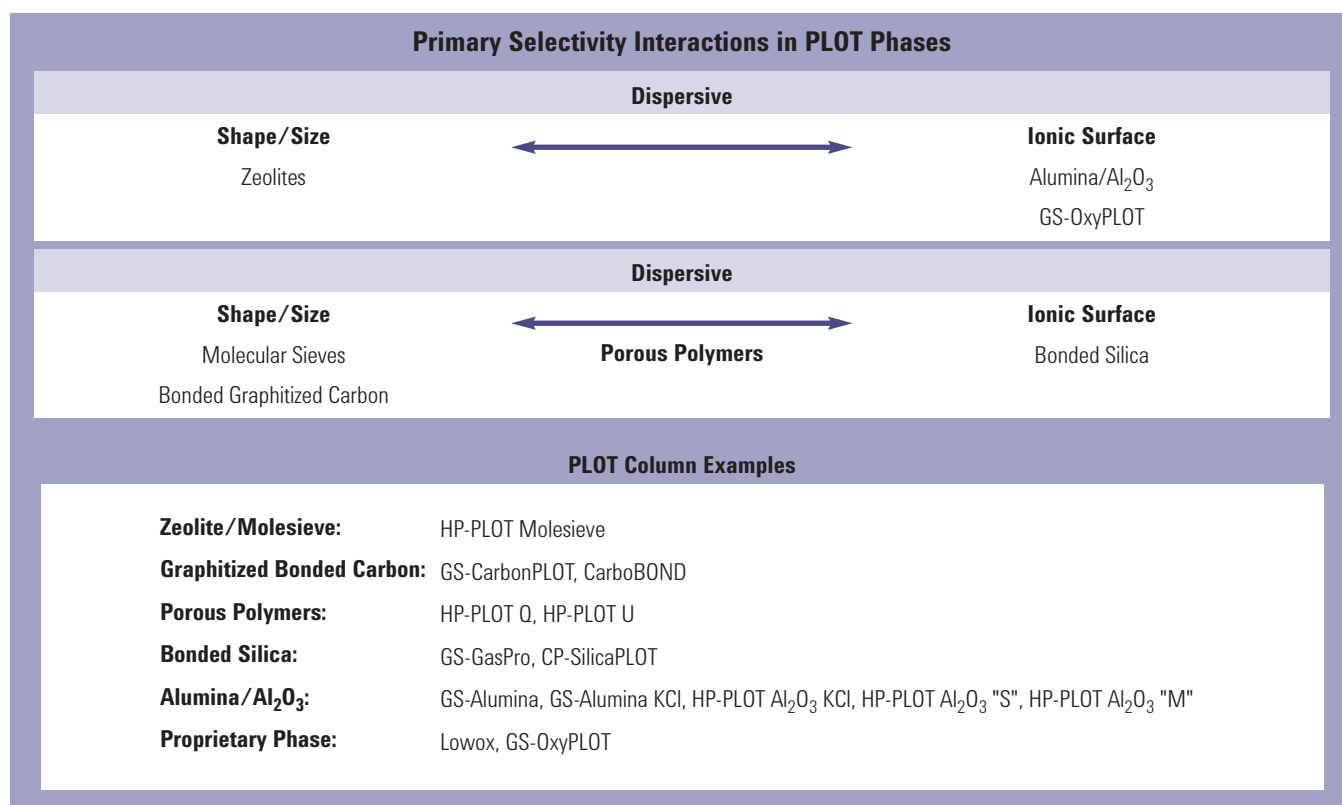
Low Polarity			Mid Polarity			High Polarity		
CP-Sil 2	DB & HP-1ms UI	DB & HP-5ms UI	DB-XLB	DB-225ms	DB-ALC1	HP-88	DB-WAX	CP-TCEP
DB-MTBE	DB & HP-1ms	DB & HP-5ms	VF-Xms	DB-225	DB-Dioxin	CP-Sil 88	DB-WAXetr	
CP-Select CB MTBE	VF-1 ms	VF-5ms	DB-35ms UI	CP-Sil 43 CB	DB-200	DB-23	HP-INNOWax	
	DB & HP-1	DB & HP-5	DB & VF-35ms	VF-1701 ms	VF-200ms	VF-23 ms	VF-WAXms	
	CP-Sil 5 CB	CP-Sil 8 CB	DB & HP-35	DB-1701	DB-210		CP-Wax 57 CB	
	Ultra 1	Ultra 2	DB & VF-17ms	CP-Sil 19 CB	DX-4		DB & HP-FFAP	
	DB-1ht	VF-DA	DB-17	DB-ALC2			DB-WAX FF	
	DB-2887	DB-5.625	HP-50+	DX-1			CP-FFAP CB	
	DB-Petro/PONA	DB & VF-5ht	DB-17ht				CP-WAX 58 FFAP CB	
	CP-Sil PONA CB	CP-Sil PAH CB	DB-608				CP-WAX 52 CB	
	DB-HT SimDis	Select Biodiesel	DB-TPH				CP-WAX 51	
	CP-SimDis	SE-54	DB-502.2				CP-Carbowax 400	
	CP-Volamine		HP-VOC				Carbowax 20M	
	Select Mineral Oil		DB-VRX				HP-20M	
	HP-101		DB-624				CAM	
	SE-30		DB-624ms/UI					
	DB-Sulfur SCD		VF-624ms					
			DB-Select 624 UI					
			DB-1301					
			VF-1301ms					
			CP-Sil 13 CB					

Gas-Solid or PLOT Columns

PLOT (Porous Layer Open Tubular) columns are intended for the separation of very volatile solutes (primarily gases) without the need for cryogenic or sub-ambient cooling of the oven. Separations that would require column temperatures below 35 °C, even with thick film liquid stationary phase can be obtained at temperatures above 35 °C with PLOT columns.

Gas-solid or PLOT column stationary phases are physically different than polysiloxanes and polyethylene glycols. Gas-solid stationary phase are small, porous particles. The particles are stuck to the inner wall of the capillary tubing using a binder or similar means. Solutes are separated based on differences in their adsorption properties. Since the particles are porous, size and shape differentiation also occurs.

Alumina PLOT columns are well suited for the separation of C₁-C₁₀ hydrocarbons and small aromatics. The KCl version of the Alumina PLOT column changes the retention order for some of the hydrocarbons. The PLOT Q column provides good separation for C₁-C₃ hydrocarbons. It is recommended to use an Alumina PLOT column for C₄ and higher hydrocarbons. PLOT Q exhibits extremely long retention times and very broad peaks for C₆ and higher hydrocarbons and aromatics. PLOT Q separates sulfur gases from each other and from most light hydrocarbons. Molesieve PLOT columns are used to separate many noble and permanent gases. GS-GasPro columns combine many of the features of the various other PLOT columns. Light hydrocarbons, inorganic gases and solvents are some of the samples suitable for GS-GasPro.



Stationary Phase Selection Summary

1. If no information or ideas about which stationary phase to use is available, start with a DB-1 or DB-5.
2. Low-bleed ("ms") columns are usually more inert and have higher temperature limits. Ultra Inert 1ms, 5ms, and 35ms columns provide the lowest column bleed and highest column inertness for a wide range of analytes, including active compounds and trace level samples.
3. Use the least polar stationary phase that provides satisfactory resolution and analysis times. Non-polar stationary phases have longer lifetimes compared to polar phases.
4. Use a stationary phase with a polarity similar to that of the solutes. This approach works more times than not; however, the best stationary phase is not always found using this technique.
5. If poorly separated solutes possess different dipoles or hydrogen bonding strengths, change to a stationary phase with a different amount (not necessarily more) of the dipole or hydrogen bonding interaction. Other co-elutions may occur upon changing the stationary phase, thus the new stationary phase may not provide clearer overall resolution.
6. If possible, avoid using a stationary phase that contains a functionality that generates a large response with a selective detector. For example, cyanopropyl containing stationary phases exhibit a disproportionately large baseline rise (due to column bleed) with NPDs.
7. A DB-1 or DB-5, DB-1701, DB-17, and DB-WAX cover the widest range of selectivities with the smallest number of columns.
8. PLOT columns are used for the analysis of gaseous samples at above ambient column temperatures.

TIPS & TOOLS

Ensure a lifetime of peak performance and maximum productivity with Agilent's comprehensive GC supplies portfolio. Learn more at www.agilent.com/chem/GCsupplies



Table 4:
Column Efficiency vs. Diameter

Column ID Diameter (mm)	Theoretical Plates/Meter
0.10	12,500
0.18	6,600
0.20	5,940
0.25	4,750
0.32	3,710
0.45	2,640
0.53	2,240

Maximum efficiency for a solute with $k=5$

Column Diameter

Column diameter has an influence over five parameters of primary concern. They are efficiency, retention, pressure, carrier gas flow rate, and capacity.

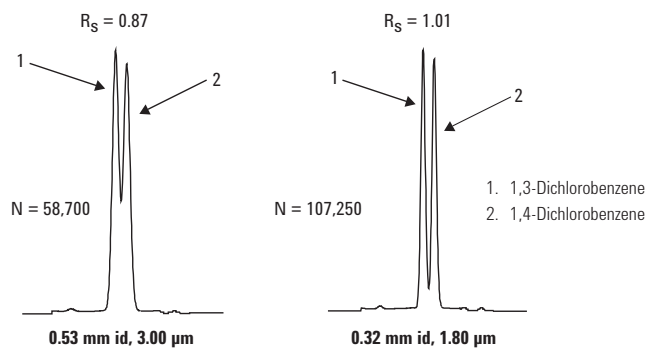
Column efficiency (N/m) is inversely proportional to column diameter. The efficiencies listed in **Table 4** show that smaller diameter columns have higher theoretical plates per meter. Resolution is a square root function of the theoretical plate number. Therefore, doubling column efficiency theoretically increases resolution only by 1.41 times (the square root of 2), but closer to 1.2-1.3 times in real practice. Smaller diameter columns are used when peak separation is small and high column efficiency (i.e., narrow peaks) is needed. **Figure 7** shows the difference in resolution for two different diameter columns.

Solute retention is inversely proportional to column diameter, for isothermal temperature conditions. For temperature program conditions, the change is $1/3-1/2$ of the isothermal value. Column diameters are rarely selected based on retention. **Figure 7** shows the difference in retention for two different diameter columns.

Column head pressure is approximately an inverse squared function of the column radius. For example, a 0.25 mm id column requires about 1.7 times the head pressure of a 0.32 mm id column of the same length (also, carrier gas and temperature). Column head pressures increase or decrease dramatically with changes in column diameter. Column diameters of 0.18 mm id or larger are used for standard GC analysis due to the very high pressures needed for smaller diameter columns. Wider diameter columns, especially shorter ones (e.g., 15 m x 0.32 mm id), are impractical for use in GC/MS systems. The vacuum at the exit of the column greatly reduces the required head pressure, and it is difficult to maintain or control very low head pressures.

Figure 7: Column Diameter – Comparison of Resolution and Retention

Column: DB-624, 30 m



At constant pressure, **carrier gas flow rates** increase as column diameters increase. For applications or hardware requiring high flow rates, larger diameter columns are normally used. Headspace and purge & trap systems require higher carrier gas flow rates for proper operation. 0.45 or 0.53 mm id columns are used with these systems so that the higher flow rates can be used. Special considerations must be taken if small diameter columns are used in these types of systems. This includes the use of cryogenic interfaces or ovens, or interfacing through split injectors. Added complexity and/or cost, or sample loss, are involved with these techniques. For applications or hardware requiring low carrier gas flow rates, smaller diameter columns are normally used. GC/MS is the typical system requiring low carrier gas flow rates, and therefore, 0.25 mm id and smaller id columns are used in these applications.

Column capacity increases as the column diameter increases. The actual column capacity also depends on the stationary phase, solute and film thickness. **Table 5** lists typical capacity ranges for a variety of column diameters.

Table 5: Column Capacity in ng

Film Thickness (µm)	Column Inside Diameter (mm)			
	0.18-0.20	0.25	0.32	0.53
0.10	20-35	25-50	35-75	50-100
0.25	35-75	50-100	75-125	100-250
0.50	75-150	100-200	125-250	250-500
1.00	150-250	200-300	250-500	500-1000
3.00		400-600	500-800	1000-2000
5.00		1000-1500	1200-2000	2000-3000

Column Diameter Selection Summary

1. Use **0.15, 0.18 or 0.25 mm id columns** when higher column efficiencies are needed. 0.15 and 0.18 mm id columns are especially well suited for GC/MS systems with low pumping capacities. Smaller diameter columns have the lowest capacities and require the highest head pressures.
2. Use **0.32 mm id columns** when higher sample capacity is needed. They often provide better resolution of earlier eluting solutes for splitless injections or large injection volumes (>2 µL) than 0.25 mm id columns.
3. Use **0.45 mm id columns** when only a Megabore direct injector is available and higher column efficiency is desired. Well suited for high carrier gas flow rate situations, such as with purge & trap, headspace samplers, and valve injection applications.
4. Use **0.53 mm id columns** when only a Megabore direct injector is available. Well suited for high carrier gas flow rate situations, such as with purge & trap and headspace samplers. 0.53 mm id columns have the highest sample capacities at constant d_f .



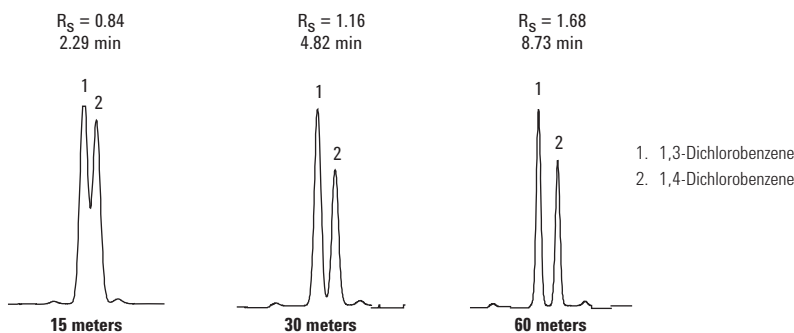
Column Length

Column length influences three parameters of major concern. They are efficiency, retention (analysis time) and carrier gas pressure.

Column efficiency (N) is proportional to column length. Resolution is a square root function of the theoretical plate number. For example, doubling column length (thus efficiency) theoretically increases resolution by only 1.41 times (closer to 1.2-1.3 times in practice). Longer columns are used when peak separation is small and high column efficiency (i.e., narrow peaks) is needed. **Figure 8** shows the difference in resolution for three different lengths.

Figure 8: Column Length – Comparison of Resolution and Retention

Column: DB-624
 15 m x 0.53 mm, 0.30 μ m
 30 m x 0.53 mm, 0.30 μ m
 60 m x 0.53 mm, 0.30 μ m



Solute retention is proportional to column length for isothermal temperature conditions. For temperature program conditions, the change is 1/3-1/2 of the isothermal value. When efficiency is increased by lengthening the column, there is a significant increase in analysis time. **Figure 8** shows the difference in retention for three different lengths.

Column head pressure is nearly proportional to column length. Pressure is usually not an issue unless the column has a very small or large diameter. Long, small diameter columns require extremely high head pressures, and short, wide diameter columns require very low head pressures. Neither situation is very practical and may be a limiting factor. Choice of carrier gas will also have an impact on column pressure.

Column bleed increases as column length increases. Longer columns have more stationary phase, thus more degradation products are produced. The increase in bleed with longer columns is not large and should not be a deterrent to using a longer column when one is necessary.

Column cost is directly related to column length. Doubling column length nearly doubles the price of the column. When efficiency is increased by lengthening the column, there is a significant increase in column cost. When considered in conjunction with the increase in analysis time, lengthening the column should be the last reasonable option for increasing efficiency.

Shorter columns cost more per meter than longer columns. Cutting longer columns into shorter lengths seems like a good method to save money, but it is not recommended. The quality of the smaller pieces cannot be guaranteed and may not be the same as the original, intact column. Theoretically, each piece should provide satisfactory and consistent results. In practice, this does not always occur. The probability of individual piece variation is higher when shorter pieces are cut from the original column. Greater variability between individual pieces is observed as column length, film thickness and stationary phase polarity increases, and column diameter decreases. Finally, there is the increased chance of tubing breakage when rewinding the shorter columns on other cages. Technically, cutting a column into shorter pieces voids the performance warranty.

Column Length Selection Summary

1. Start with **25-30 meter columns** when the best length is unknown.
2. **10-15 meter columns** are well suited for samples containing very well separated solutes or very few solutes. Shorter lengths are used for very small diameter columns to reduce head pressures.
3. **50-60 meter columns** should be used when resolution is not possible by other means (smaller diameter, different stationary phase, change in column temperature). Best suited for complex samples containing a large number of solutes. Long columns have long analysis times and higher cost.

Column Film Thickness

Column film thickness influences five major parameters: retention, resolution, bleed, inertness and capacity.

For isothermal conditions, solution retention is directly proportional to film thickness. For temperature program conditions, the change is 1/3-1/2 of the isothermal value. Thicker film columns are used to obtain higher retention for very volatile solutes. Volatile solutes normally requiring cryogenic (subambient) cooling with standard film thickness columns can be sufficiently retained at temperatures above 30 °C. Changing to a thicker film column has a net effect of providing equal or greater retention at a higher column temperature. Thicker film columns are typically used for volatile compounds like solvents and select gases. Thinner film columns are used to reduce the retention of highly retained solutes. Highly retained solutes can be eluted faster or at a lower temperature. Changing to a thinner film column has the net effect of providing equal or less retention at a lower column temperature. Thinner film columns are typically used for high boiling or molecular weight compounds. **Figure 9** shows the difference in retention for two different film thicknesses.

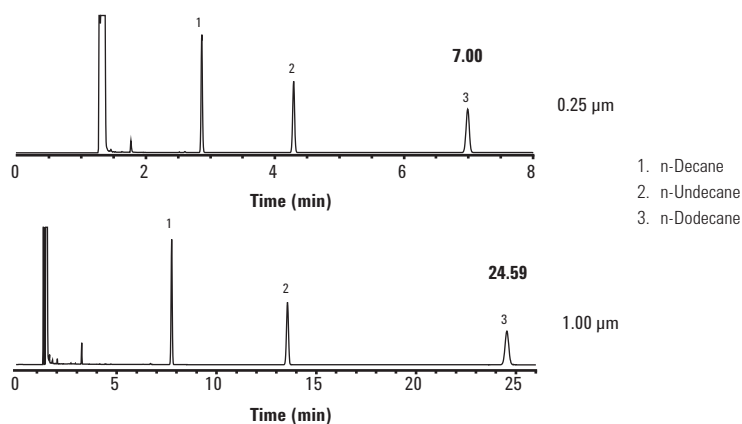
Solutes with k values less than 2 are very difficult to resolve due to insufficient retention by the column. Changing to a thicker film column results in better resolution since solute retention is increased. The resolution improvement depends on the solute k value for the original column. For solutes with k values of about 5 or less, increasing their retention results in improved resolution. For solute peaks with values of 5-10, increasing their retention provides a small to moderate increase in resolution. For peaks with k values above 10, increasing their retention often results in no resolution improvement and sometimes a loss of resolution. Increasing film thickness to improve the resolution of early eluting peaks may result in a resolution loss for later eluting peaks.

Figure 9: Column Film Thickness – Comparison of Resolution and Retention

Column: DB-1, 30 m x 0.32 mm

Carrier: Helium at 38 cm/s

Oven: 100 °C isothermal



For a given stationary phase, column bleed increases as film thickness increases. Since thicker film columns are more retentive, later eluting peaks may shift into a region of much higher column bleed when increasing film thickness. The upper temperature limits of thick film columns may be lower due to their higher bleed levels.

Thicker film columns are more inert. There is more stationary phase to shield the solutes from the tubing surface. Peak tailing for active compounds can often be reduced or eliminated with a thicker film column.

Thicker film columns have higher solute capacities. When one solute is present in significantly higher amounts, the resulting broad peak may interfere or co-elute with an adjacent peak. Changing to a thicker film column may reduce peak broadening, thus co-eluting. **Table 5** lists typical capacity ranges for a variety of film thickness.

Column Film Thickness Selection Summary

1. For **0.18-0.32 mm id columns**, a film thickness of 0.18-0.25 μm is average or standard (i.e., not thin or thick) and used for most analyses.
2. For **0.45-0.53 mm id columns**, a film thickness of 0.8-1.5 μm is average or standard (i.e., not thin or thick) and used for most analyses.
3. **Thick film columns** are used to retain and resolve volatile solutes (e.g., light solvents, gases). Thick columns are more inert and have higher capacities. Thick film columns exhibit higher column bleed and decreased upper temperature limits.
4. **Thin film columns** are used to minimize the retention of high boiling, high molecular weight solutes (e.g., steroids, triglycerides). Thin film columns are less inert, have lower capacities and exhibit lower column bleed.



GC Column Application and Method Guides

Application	Specific Application	Agilent Phases
Biodiesel	EN14105 Free/Total Glycerin	Biodiesel, Select Biodiesel
	ASTM D6584 Free/Total Glycerin	Biodiesel, Select Biodiesel
	EN14103 FAME Analysis	Biodiesel, Select Biodiesel
	EN14110 Residual Methanol	Biodiesel, Select Biodiesel
	EN14106 Free Glycerol	Select Biodiesel
Chiral	Chiral γ -lactones and terpenes	CycloSil-B
	Optical isomers of acids, alcohols, amino acids, aromatic hydrocarbons, diols, flavors, aromas, ketones, organic acids and phenols	Cyclodex-B
	Chiral compounds using a nitrogen selective detector	HP-Chiral β
	Optical isomers of acids, alcohols, amino acids, aromatic, diols, flavor, aromas, ketones, organic acids and phenols	CP-Chirasil-Dex CB, CP-Cyclodextrin- β -2,3,6-M-19
	Amino acids, optical isomers	CP-Chirasil-Dex CB, CP-Cyclodextrin- β -2,3,6-M-19
Foods, Flavors and Fragrances	FAME up to C ₂₆ , cis, trans, fast resolution FAME	Select FAME
	Best separation for cis, trans FAME analyses up to 260 °C	HP-88, CP-Sil 88 for FAME
	Volatiles	CP-Carbowax 400 for Volatiles in Alcohol
	Unsaturated triglycerides	CP-TAP CB for Triglycerides
	Flavors, aromas, free fatty acids C ₁ -C ₂₆	DB-WAX, HP-WAX, CP-FFAP CB
	Glycols, diols, alcohols	CP-Wax 57 CB for Glycols and Alcohols, DB-WAX
Life Sciences	Blood alcohol analysis	DB-ALC1 and DB-ALC2
	Drugs of abuse confirmation	DB-5ms EVDX
	USP solvents, common solvents	DB-Select 624UI for <467>, DB-624, VF-624ms
	Drugs of abuse confirmation	DB-35ms Ultra Inert, VF-DA
Pesticides	Organochlorine pesticides and PCBs	DB-CLP1 and DB-CLP2, DB-35ms Ultra Inert, DB-17ms, DB-XLB
	Chlorinated pesticides and PCBs	DB-608
	Trace levels of pesticides in food and environmental samples	DB-35ms Ultra Inert, DB-XLB, VF-1701 Pesticides, DB-1701P
	Chlorinated, nitrogen, phosphorus pesticides	CP-Sil 8 CB for Pesticides, DB-35ms Ultra Inert, DB-5ms Ultra Inert
	Chlorinated, nitrogen, phosphorus pesticides, trace level DDT and Endrin	CP-Sil 19 CB for Pesticides, DB-35ms, DB-XLB

(Continued)

Application	Specific Application	Agilent Phases
Polycyclic Aromatic Hydrocarbons	EU regulated PAHs	DB-EUPAH
	PAHs in environmental and food samples	Select PAH
	C ₅ -C ₈₀ , PAH and polar compounds	CP-Sil PAH CB UltiMetal
	EU and EPA regulated PAHs	VF-17ms for PAH
Petroleum	Simulated distillation using ASTM Method D2887	DB-2887
	C ₅ -C ₁₂₀ simulated distillation	DB-HT SimDis, CP-SimDist UltiMetal
	PONA and PIANO analysis	HP-PONA, DB-Petro, CP-Sil PONA CB
	ASTM D5134	CP-Sil PONA for ASTM D5134
	C ₁ -C ₁₀ hydrocarbons	Select Al ₂ O ₃ MAPD, Alumina PLOT PT family
	C ₁ -C ₆ alcohols, aromatic C ₆ -C ₁₀	CP-TCEP for Alcohols in Gasoline
	Sulfur impurities in propylene streams	DB-Select SCD, Select Low Sulfur
	Polar and non-polar volatile compounds, especially chlorosilanes with different substituents such as alkyl groups, or groups with ether, hydroxy and nitrile bonds	Select Silanes
	C ₁ -C ₆ amines, alcohols, NH ₃ , water, solvents, ethanol amines	CP-Volamine
	C ₃ -C ₂₀ amines, alkanol amines	CP-Sil 8 CB for Amines
	C ₃ -C ₈ amines and diamines	CP-Wax for Volatile Amines and Diamines
	C ₄ -C ₁₀ amines, diamines and aromatic amines	CP-Wax 51 for Amines
	Oxygenates in C ₁ -C ₁₀ hydrocarbons	CP-Lowox, GS-OxyPLOT
	C ₁ -C ₁₀ hydrocarbons	GS-OxyPLOT
	Methanol, formaldehyde and formic acid in water	CP-Sil 5 CB for Formaldehyde
	C ₁ -C ₁₂ hydrocarbons	CP-Squalane
	Volatile oxygenates and halogenated hydrocarbons	CP-Propox
	Semivolatiles	Polychlorinated dibenzodioxins (PCDDs) and dibenzofurans (PCDFs)
Dioxins and dibenzo furan		CP-Sil 88 for Dioxins, DB-Dioxin
EPA Semivolatiles Methods 625, 1625, 8270 and CLP protocols		DB-UI 8270D, DB-5ms Ultra Inert, DB-5.625, HP-5ms Semivolatile
PCB, detailed analysis		CP-Sil 5/C18 CB for PCB
PCB		CP-Sil 8 CB for PCB, DB-XLB

(Continued)

Application	Specific Application	Agilent Phases
Volatiles	EPA Methods 502.2, 524.2 and 8260	DB-624 Ultra Inert, DB-VRX
	Volatile priority pollutants and residual solvents	DB-624 Ultra Inert, DB-624, VF-624ms
	Halogenated hydrocarbons and solvents	CP-Select 624 CB
	EPA Methods 502.2, 524.2 and 8260	HP-VOC
	EPA Method 502.2	DB-502.2
	MTBE in soil and water	DB-MTBE
	Oxygenates and solvents	CP-Select CB for MTBE
	Total petroleum hydrocarbons (TPHs), soil analysis, and LUFT	DB-TPH
	C ₅ -C ₄₀ hydrocarbons	Select Mineral Oil
Metal	High temperature analysis and process applications	UltiMetal and DB-ProSteel
Non-Bonded	Amino acid derivatives, essential oils	HP-101
	Drugs, glycols, pesticides, steroids	HP-17
	Amines, basic compounds	CAM
	Alcohols, free acids, essential oils, ethers, glycols, solvents	Carbowax 20M and HP-20M
	Generic	SE-30 and SE-54



TIPS & TOOLS

Search the application library to find GC applications and standard methods of all types, old and new. To view, please visit www.agilent.com/chem/library

EPA Method

Drinking Water			
EPA Method	Application	Recommended Column	Part No.
501, 501.3	Measurement of trihalomethanes in drinking water by GC/MS and selected ion monitoring	DB-VRX, 30 m x 0.25 mm, 1.40 µm	122-1534
		DB-624, 30 m x 0.25 mm, 1.40 µm	122-1334
		VF-624ms, 30 m x 0.25 mm, 1.40 µm	CP9102
		DB-624 Ultra Inert, 30 m x 0.25 mm, 1.40 µm	122-1334UI
502.2	Volatile organic compounds in water by purge and trap capillary column GC with photoionization and electrolytic conductivity detectors in series	DB-VRX, 60 m x 0.25 mm, 1.40 µm	122-1564
		DB-624, 60 m x 0.25 mm, 1.40 µm	122-1364
		VF-624ms, 60 m x 0.25 mm, 1.40 µm	CP9103
		DB-624 Ultra Inert, 60 m x 0.25 mm, 1.40 µm	122-1364UI
		VF-624ms, 30 m x 0.25 mm, 1.40 µm	CP9102
503.1	Volatile aromatic and unsaturated organic compounds in water by purge and trap gas chromatography	DB-VRX, 30 m x 0.25 mm, 1.40 µm	122-1534
		DB-624, 30 m x 0.25 mm, 1.40 µm	122-1334
504.1	1,2-Dibromoethane (EDB) and 1,2-dibromo-3-chloropropane (DB CP), GC, microextraction	DB-CLP1, 30 m x 0.32 mm, 0.25 µm	123-8232
		DB-CLP2, 30 m x 0.32 mm, 0.50 µm	123-8336
		DB-VRX, 30 m x 0.25 mm, 1.40 µm	122-1534
		DB-624, 30 m x 0.25 mm, 1.40 µm	122-1334
		DB-624 Ultra Inert, 30 m x 0.25 mm, 1.40 µm	122-1334UI
		VF-1ms, 30 m x 0.32 mm, 1.00 µm	CP8926
505	Analysis of organohalide pesticides and commercial polychlorinated biphenyl (PCB) products in water by microextraction and GC	DB-CLP1, 30 m x 0.32 mm, 0.25 µm	123-8232
		DB-CLP2, 30 m x 0.32 mm, 0.50 µm	123-8336
		DB-XLB, 30 m x 0.25 mm, 0.50 µm	122-1236
		VF-1ms, 30 m x 0.32 mm, 1.00 µm	CP8926
		VF-17ms, 30 m x 0.32 mm, 0.50 µm	CP8991
506	Determination of phthalate and adipate esters in drinking water by liquid-liquid extraction or liquid-solid extraction and GC with photoionization detection	DB-5ms, 30 m x 0.25 mm, 0.25 µm	122-5532
		VF-5ms, 30 m x 0.32 mm, 0.25 µm	CP8955
		VF-1ms, 30 m x 0.32 mm, 0.25 µm	CP8924
507	Determination of nitrogen and phosphorus-containing pesticides in water by GC with a nitrogen phosphorus detector	DB-35ms, 30 m x 0.25 mm, 0.25 µm	122-3832
		DB-5ms, 30 m x 0.25 mm, 0.25 µm	122-5532
		VF-5 Pesticides, 30 m x 0.25 mm, 0.25 µm	CP9074
		VF-1701 Pesticides, 30 m x 0.25 mm, 0.25 µm	CP9070

(Continued)

Drinking Water

EPA Method	Application	Recommended Column	Part No.
508	Determination of chlorinated pesticides in water by GC with an electron capture detector	DB-CLP1, 30 m x 0.32 mm, 0.25 µm	123-8232
		DB-CLP2, 30 m x 0.32 mm, 0.50 µm	123-8336
		DB-35ms Ultra Inert, 30 m x 0.32 mm, 0.25 µm	123-3832UI
		DB-XLB, 30 m x 0.32 mm, 0.50 µm	123-1236
		DB-608, 30 m x 0.32 mm, 0.50 µm	123-1730
		VF-5 Pesticides, 30 m x 0.25 mm, 0.25 µm	CP9074
		VF-1701 Pesticides, 30 m x 0.25 mm, 0.25 µm	CP9070
508.1	Determination of chlorinated pesticides, herbicides, and organohalides by liquid-solid extraction and electron capture GC	DB-CLP1, 30 m x 0.32 mm, 0.25 µm	123-8232
		DB-CLP2, 30 m x 0.32 mm, 0.50 µm	123-8336
		DB-35ms Ultra Inert, 30 m x 0.32 mm, 0.25 µm	123-3832UI
		DB-XLB, 30 m x 0.32 mm, 0.50 µm	123-1236
		VF-5 Pesticides, 30 m x 0.25 mm, 0.25 µm	CP9074
515	Determination of chlorinated herbicides in drinking water	DB-35ms Ultra Inert, 30 m x 0.32 mm, 0.25 µm	123-3832UI
		DB-5ms Ultra Inert, 30 m x 0.25 mm, 0.25 µm	122-5532UI
		HP-5ms Ultra Inert, 30 m x 0.25 mm, 0.25 µm	19091S-433UI
		DB-1701, 30 m x 0.25 mm, 0.25 µm	122-0732
515.3	Determination of chlorinated acids in drinking water by liquid-liquid extraction, derivatization and GC with electron capture detection	DB-5ms Ultra Inert, 30 m x 0.25 mm, 0.25 µm	122-5532UI
		HP-5ms Ultra Inert, 30 m x 0.25 mm, 0.25 µm	19091S-433UI
		DB-1701, 30 m x 0.25 mm, 0.25 µm	122-0732
		VF-1701ms, 30 m x 0.25 mm, 0.25 µm	CP9151
		VF-5ms, 30 m x 0.25 mm, 0.25 µm	CP8944
515.4	Determination of chlorinated acids in drinking water by liquid-liquid microextraction, derivatization, and fast GC with electron capture detection	DB-5ms Ultra Inert, 20 m x 0.18 mm, 0.18 µm	121-5522UI
		HP-5ms Ultra Inert, 20 m x 0.18 mm, 0.18 µm	19091S-577UI
		DB-1701, 20 m x 0.18 mm, 0.18 µm	121-0722
		VF-1701ms, 30 m x 0.25 mm, 0.25 µm	CP9151
		VF-5ms, 30 m x 0.25 mm, 0.25 µm	CP8944
521	Determination of nitrosamines in drinking water by solid phase extraction and capillary column gas chromatography with large volume injection and chemical ionization tandem mass spectrometry (MS/MS)	DB-5ms Ultra Inert, 30 m x 0.25 mm, 1.00 µm	122-5533UI
		HP-5ms Ultra Inert, 30 m x 0.25 mm, 1.00 µm	19091S-233UI
		VF-5ms, 30 m x 0.25 mm, 1.00 µm	CP8946

(Continued)

Drinking Water

EPA Method	Application	Recommended Column	Part No.
524.2	Measurement of purgeable organic compounds in water by capillary GC/MS	DB-VRX, 60 m x 0.25 mm, 1.40 µm	122-1564
		DB-624, 60 m x 0.25 mm, 1.40 µm	122-1364
		DB-624 Ultra Inert, 60 m x 0.25 mm, 1.40 µm	122-1364UI
		HP-VOC, 60 m x 0.20 mm, 1.10 µm	19091R-306
		DB-VRX, 20 m x 0.18 mm, 1.00 µm	121-1524
		DB-624, 20 m x 0.18 mm, 1.00 µm	121-1324
		DB-624 Ultra Inert, 60 m x 0.25 mm, 1.40 µm	122-1364UI
		VF-624ms, 30 m x 0.25 mm, 1.40 µm	CP9102
		VF-624ms, 60 m x 0.25 mm, 1.40 µm	CP9103
525, 525.2	Determination of organic compounds in drinking water by liquid-solid extraction and capillary column GC/MS	HP-5ms, 30 m x 0.25 mm, 0.50 µm	19091S-133
		VF-5 Pesticides, 30 m x 0.25 mm, 0.25 µm	CP9074
526	Determination of selected semivolatile organic compounds in drinking water by solid phase extraction and capillary column GC/MS	DB-5ms, 30 m x 0.25 mm, 0.25 µm	122-5532
		HP-5ms, 30 m x 0.25 mm, 0.25 µm	19091S-433
		VF-5ms, 30 m x 0.25 mm, 0.25 µm	CP8944
527	Determination of selected pesticides and flame retardants in drinking water by solid phase extraction and capillary column GC/MS	DB-5ms, 30 m x 0.25 mm, 0.25 µm	122-5532
		HP-5ms, 30 m x 0.25 mm, 0.25 µm	19091S-433
		VF-5ms, 30 m x 0.25 mm, 0.25 µm	CP8944
528	Determination of phenols in drinking water by solid phase extraction and capillary column GC/MS	DB-5ms, 30 m x 0.25 mm, 0.25 µm	122-5532
		DB-XLB, 30 m x 0.25 mm, 0.25 µm	122-1232
		VF-5ms, 30 m x 0.25 mm, 0.25 µm	CP8944
529	Determination of explosives and related compounds in drinking water by solid phase extraction and capillary column GC/MS	DB-5ms Ultra Inert, 15 m x 0.25 mm, 0.25 µm	122-5512UI
		HP-5ms Ultra Inert, 15 m x 0.25 mm, 0.25 µm	19091S-431UI
		VF-5ms, 15 m x 0.25 mm, 0.25 µm	CP8939
551	Determination of chlorination disinfection byproducts and chlorinated solvents in drinking water by liquid-liquid extraction and gas chromatography with electron capture detection	DB-5ms, 30 m x 0.25 mm, 1.00 µm	122-5533
		DB-1, 30 m x 0.25 mm, 1.00 µm	122-1033
		DB-210, 30 m x 0.25 mm, 0.50 µm	122-0233
		VF-1301ms, 30 m x 0.25 mm, 1.00 µm	CP9054
551.1	Determination of chlorination disinfection byproducts, chlorinated solvents, and halogenated pesticides/herbicides in drinking water by liquid-liquid extraction and GC with electron capture detection	DB-5ms, 30 m x 0.25 mm, 1.00 µm	122-5533
		DB-1, 30 m x 0.25 mm, 1.00 µm	122-1033
		DB-1301, 30 m x 0.25 mm, 1.00 µm	122-1333
		VF-1ms, 30 m x 0.25 mm, 1.00 µm	CP8913
		VF-1301ms, 30 m x 0.25 mm, 1.00 µm	CP9054

(Continued)

Drinking Water

EPA Method	Application	Recommended Column	Part No.
552	Determination of haloacetic acids in drinking water by liquid-liquid extraction, derivatization, and gas chromatography with electron capture detection	DB-35ms Ultra Inert, 30 m x 0.32 mm, 0.25 µm	123-3832UI
		DB-XLB, 30 m x 0.32 mm, 0.50 µm	123-1236
		DB-1701, 30 m x 0.25 mm, 0.25 µm	122-0732
		DB-5ms Ultra Inert, 30 m x 0.25 mm, 0.25 µm	122-5532UI
		HP-5ms Ultra Inert, 30 m x 0.25 mm, 0.25 µm	19091S-433UI
		VF-5ms, 30 m x 0.25 mm, 0.25 µm	CP8944
552.1	Determination of haloacetic acids and dalapon in drinking water by ion-exchange liquid-solid extraction and gas chromatography with an electron capture detector	DB-CLP1, 30 m x 0.32 mm, 0.25 µm	123-8232
		DB-CLP2, 30 m x 0.32 mm, 0.50 µm	123-8336
		DB-35ms Ultra Inert, 30 m x 0.32 mm, 0.25 µm	123-3832UI
		DB-XLB, 30 m x 0.32 mm, 0.50 µm	123-1236
552.2	Determination of haloacetic acids and dalapon in drinking water by liquid-liquid extraction, derivatization GC with electron capture detection	DB-CLP1, 30 m x 0.32 mm, 0.25 µm	123-8232
		DB-CLP2, 30 m x 0.32 mm, 0.50 µm	123-8336
		DB-35ms Ultra Inert, 30 m x 0.32 mm, 0.25 µm	123-3832UI
		DB-XLB, 30 m x 0.32 mm, 0.50 µm	123-1236
		VF-1701ms, 30 m x 0.25 mm, 0.25 µm	CP9151
		VF-5ms, 30 m x 0.25 mm, 0.25 µm	CP8944
552.3	Determination of haloacetic acids and dalapon in drinking water by liquid-liquid microextraction, derivatization, and GC with electron capture detection	DB-CLP1, 30 m x 0.32 mm, 0.25 µm	123-8232
		DB-CLP2, 30 m x 0.32 mm, 0.50 µm	123-8336
		DB-5ms, 30 m x 0.25 mm, 0.25 µm	122-5532
		DB-1701, 30 m x 0.25 mm, 0.25 µm	122-0732
		VF-1701ms, 30 m x 0.25 mm, 0.25 µm	CP9151
		VF-5ms, 30 m x 0.25 mm, 0.25 µm	CP8944
556	Determination of carbonyl compounds in drinking water by pentafluorobenzylhydroxylamine derivatization and capillary GC with electron capture detection	DB-5ms, 30 m x 0.25 mm, 0.25 µm	122-5532
		DB-1701, 30 m x 0.25 mm, 0.25 µm	122-0732
		VF-1701ms, 30 m x 0.25 mm, 0.25 µm	CP9151
		VF-5ms, 30 m x 0.25 mm, 0.25 µm	CP8944

Waste Water

EPA Method	Application	Column	Part No.
601	Purgeable halocarbons	DB-VRX, 60 m x 0.25 mm, 1.40 µm	122-1564
		DB-624, 75 m x 0.45 mm, 2.55 µm	124-1374
		DB-624, 60 m x 0.25 mm, 1.40 µm	122-1364
		VF-624ms, 75 m x 0.53 mm, 3.00 µm	CP9108
		VF-624ms, 60 m x 0.32 mm, 1.80 µm	CP9105
		VF-5ms, 30 m x 0.25 mm, 0.25 µm	CP8944
602	Purgeable aromatics	DB-624, 75 m x 0.53 mm, 3.00 µm	125-1374
		DB-624, 30 m x 0.25 mm, 1.40 µm	122-1334
		DB-VRX, 30 m x 0.25 mm, 1.40 µm	122-1534
		VF-624ms, 75 m x 0.53 mm, 3.00 µm	CP9108
		VF-5ms, 30 m x 0.25 mm, 0.25 µm	CP8944
		VF-624ms, 30 m x 0.25 mm, 1.40 µm	CP9102
603	Acrolein and acrylonitrile	DB-624, 30 m x 0.25 mm, 1.40 µm	122-1334
		DB-VRX, 30 m x 0.25 mm, 1.40 µm	122-1534
		VF-WAXms, 30 m x 0.25 mm, 1.00 µm	CP9206
		VF-624ms, 30 m x 0.25 mm, 1.40 µm	CP9102
604	Phenols	DB-5ms Ultra Inert, 30 m x 0.25 mm, 0.25 µm	122-5532UI
		DB-XLB, 30 m x 0.25 mm, 0.25 µm	122-1232
		VF-5ms, 60 m x 0.32 mm, 1.80 µm	CP9105
		VF-5ms, 30 m x 0.25 mm, 0.25 µm	CP8944
605	Benzidines	DB-5ms Ultra Inert, 30 m x 0.25 mm, 0.25 µm	122-5532UI
		DB-608, 30 m x 0.25 mm, 0.25 µm	122-6832
606	Phthalate esters	DB-5ms Ultra Inert, 30 m x 0.25 mm, 0.25 µm	122-5532UI
		DB-608, 30 m x 0.25 mm, 0.25 µm	122-6832
		VF-5ms, 30 m x 0.25 mm, 0.25 µm	CP8944
607	Nitrosamines	DB-5ms Ultra Inert, 30 m x 0.25 mm, 0.25 µm	122-5532UI
		CP-Sil 8 CB for Amines, 30 m x 0.32 mm, 1.00 µm	CP7596

(Continued)

TIPS & TOOLS

Get fast and easy GC pressure and flow calculations at your fingertips with Agilent's GC Calculator Application – www.agilent.com/chem/gcapp



Waste Water

EPA Method	Application	Column	Part No.
608	Organochlorine pesticides and PCBs	DB-35ms Ultra Inert, 30 m x 0.32 mm, 0.25 µm	123-3832UI
		DB-XLB, 30 m x 0.32 mm, 0.50 µm	123-1236
		DB-17ms, 30 m x 0.32 mm, 0.25 µm	123-4732
		VF-5 Pesticides, 30 m x 0.25 mm, 0.25 µm	CP9074
		VF-1701 Pesticides, 30 m x 0.25 mm, 0.25 µm	CP9070
		VF-17ms, 30 m x 0.25 mm, 0.25 µm	CP8982
609	Nitroaromatics and isophorone	HP-5ms, 30 m x 0.25 mm, 0.50 µm	19091S-133
		DB-5ms, 30 m x 0.25 mm, 0.50 µm	122-5536
		DB-608, 30 m x 0.25 mm, 0.25 µm	122-6832
		VF-5ms, 30 m x 0.53 mm, 1.50 µm	CP8976
		VF-5ms, 30 m x 0.25 mm, 0.50 µm	CP8945
610	Polynuclear aromatic hydrocarbons	DB-5ms Ultra Inert, 30 m x 0.25 mm, 0.25 µm	122-5532UI
		DB-5ms, 30 m x 0.32 mm, 0.25 µm	123-5532
		DB-17ms, 30 m x 0.25 mm, 0.25 µm	122-4732
		VF-17ms, 30 m x 0.25 mm, 0.25 µm	CP8982
		VF-5ms, 30 m x 0.25 mm, 0.25 µm	CP8944
611	Haloethers	VF-5ms, 30 m x 0.53 mm, 1.50 µm	CP8976
		VF-5ms, 30 m x 0.25 mm, 0.50 µm	CP8945
612	Chlorinated hydrocarbons	DB-5ms, 30 m x 0.32 mm, 0.50 µm	123-5536
		HP-5ms, 30 m x 0.32 mm, 0.50 µm	19091S-113
		DB-1, 30 m x 0.32 mm, 0.50 µm	123-103E
		VF-5ms, 30 m x 0.25 mm, 0.10 µm	CP8943
		VF-35ms, 30 m x 0.25 mm, 0.25 µm	CP8877
		VF-200ms, 30 m x 0.25 mm, 1.00 µm	CP8860
613	2,3,7,8-Tetrachlorodibenzo-p-dioxin	DB-5ms Ultra Inert, 60 m x 0.25 mm, 0.25 µm	122-5562UI
		CP-Sil 88 for Dioxins, 50 m x 0.25 mm, 0.20 µm	CP7588
		VF-5ms, 60 m x 0.25 mm, 0.10 µm	CP8948
614	The determination of organophosphorus pesticides in municipal and industrial wastewater	DB-35ms, 30 m x 0.25 mm, 0.25 µm	122-3832
		DB-5ms Ultra Inert, 30 m x 0.25 mm, 0.25 µm	122-5532UI
615	Chlorinated herbicides	DB-35ms Ultra Inert, 30 m x 0.32 mm, 0.25 µm	123-3832UI
		VF-1701 Pesticides, 30 m x 0.25 mm, 0.25 µm	CP9070
		VF-5 Pesticides, 30 m x 0.25 mm, 0.25 µm	CP9074

(Continued)

Waste Water

EPA Method	Application	Column	Part No.
619	Triazine pesticides	DB-35ms Ultra Inert, 30 m x 0.25 mm, 0.25 µm	122-3832UI
		DB-5ms Ultra Inert, 30 m x 0.25 mm, 0.25 µm	122-5532UI
		VF-17ms, 30 m x 0.25 mm, 0.50 µm	CP8983
		VF-5ms, 30 m x 0.25 mm, 0.25 µm	CP8944
622	The determination of organophosphorus pesticides in municipal and industrial wastewater	DB-35ms Ultra Inert, 30 m x 0.25 mm, 0.25 µm	122-3832UI
		DB-5ms Ultra Inert, 30 m x 0.25 mm, 0.25 µm	122-5532UI
624	Purgeables	DB-VRX, 60 m x 0.25 mm, 1.40 µm	122-1564
		DB-624, 60 m x 0.25 mm, 1.40 µm	122-1364
		HP-VOC, 60 m x 0.20 mm, 1.10 µm	19091R-306
		DB-VRX, 20 m x 0.18 mm, 1.00 µm	121-1524
		DB-624, 20 m x 0.18 mm, 1.00 µm	121-1324
		VF-624ms, 75 m x 0.53 mm, 3.00 µm	CP9108
		VF-624ms, 60 m x 0.32 mm, 1.80 µm	CP9105
		VF-5ms, 30 m x 0.25 mm, 0.25 µm	CP8944
625	Base/neutrals and acids	HP-5ms Ultra Inert, 30 m x 0.25 mm, 0.50 µm	19091S-133UI
		VF-5 Pesticides, 30 m x 0.25 mm, 0.25 µm	CP9074
		VF-1701 Pesticides, 30 m x 0.25 mm, 0.25 µm	CP9070
		VF-200ms, 30 m x 0.25 mm, 0.25 µm	CP8858
1613	Tetra- through octa-chlorinated dioxins and furans by isotope dilution HRGC/HRMS	DB-5ms Ultra Inert, 60 m x 0.25 mm, 0.25 µm	122-5562UI
		CP-Sil 88 for Dioxins, 50 m x 0.25 mm, 0.20 µm	CP7588
		VF-5ms, 60 m x 0.25 mm, 0.25 µm	CP8960
1624	Volatile organic compounds by isotope dilution GC/MS	DB-624, 60 m x 0.25 mm, 1.40 µm	122-1364
		VF-5ms, 30 m x 0.25 mm, 0.25 µm	CP8944
1625	Semivolatile organic compounds by isotope dilution GC/MS	DB-5ms Ultra Inert, 30 m x 0.25 mm, 0.25 µm	122-5532UI
		HP-5ms Ultra Inert, 30 m x 0.25 mm, 0.25 µm	19091S-433UI
		VF-5ms, 30 m x 0.25 mm, 0.25 µm	CP8944
8021	Volatile halogenated & aromatic organic compounds	DB-VRX, 60 m x 0.25 mm, 1.40 µm	122-1564
		DB-624, 60 m x 0.25 mm, 1.40 µm	122-1364

Solid Waste			
EPA Method	Application	Column	Part No.
8010	Volatile halogenated organic compounds list by EPA method 8021	DB-VRX, 60 m x 0.25 mm, 1.40 µm	122-1564
		DB-608, 30 m x 0.53 mm, 0.50 µm	125-6837
8011	1,2-Dibromoethane and 1,2-dibromo-3-chloropropane by microextraction and GC	DB-624, 30 m x 0.25 mm, 1.40 µm	122-1334
		DB-624 Ultra Inert, 30 m x 0.25 mm, 1.40 µm	122-1334UI
		DB-VRX, 30 m x 0.25 mm, 1.40 µm	122-1534
		VF-1ms, 30 m x 0.32 mm, 0.25 µm	CP8924
8015	Nonhalogenated organics by GC	DB-624, 30 m x 0.25 mm, 1.40 µm	122-1334
		DB-624 Ultra Inert, 30 m x 0.25 mm, 1.40 µm	122-1334UI
		DB-VRX, 30 m x 0.25 mm, 1.40 µm	122-1534
8015c	Nonhalogenated organics by GC	DB-WAX, 30 m x 0.25 mm, 0.50 µm	122-7033
		DB-5, 30 m x 0.25 mm, 1.00 µm	122-5033
		HP-5, 30 m x 0.25 mm, 1.00 µm	19091J-233
		VF-WAXms, 30 m x 0.53 mm, 1.00 µm	CP9215
		CP-Sil 8 CB, 30 m x 0.53 mm, 1.50 µm	CP8736
8020	Volatile aromatic organic compounds list by EPA method 8021	DB-624, 30 m x 0.25 mm, 1.40 µm	122-1334
		DB-624 Ultra Inert, 30 m x 0.25 mm, 1.40 µm	122-1334UI
		DB-VRX, 30 m x 0.25 mm, 1.40 µm	122-1534
8021, CLP Volamines	Volatile halogenated & aromatic organic compounds	DB-VRX, 60 m x 0.25 mm, 1.40 µm	122-1564
		DB-608, 30 m x 0.53 mm, 0.50 µm	125-6837
8021b	Aromatic and halogenated volatiles by GC	VF-624ms, 60 m x 0.53 mm, 3.00 µm	CP9107
		VF-624ms, 60 m x 0.25 mm, 1.40 µm	CP9103
8031	Acrylonitrile by GC	DB-624, 30 m x 0.25 mm, 1.40 µm	122-1334
		DB-624 Ultra Inert, 30 m x 0.25 mm, 1.40 µm	122-1334UI
		DB-VRX, 30 m x 0.25 mm, 1.40 µm	122-1534
		PoraBOND Q, 25 m x 0.53 mm, 10.00 µm	CP7354
8032	Acrylamide by GC	CP-Wax 58 FFAP CB, 25 m x 0.53 mm, 2.00 µm	CP7654
8033	Acetonitrile by GC with nitrogen phosphorus detection	DB-WAX, 15 m x 0.25 mm, 0.50 µm	122-7013
		HP-INNOWax, 15 m x 0.25 mm, 0.50 µm	19091N-231
		VF-WAXms, 15 m x 0.53 mm, 1.00 µm	CP9226
8040, 8041, 8041a	Phenols by gas chromatography	DB-5ms, 30 m x 0.25 mm, 0.25 µm	122-5532
		DB-XLB, 30 m x 0.25 mm, 0.25 µm	122-1232
		VF-5ms, 30 m x 0.53 mm, 1.50 µm	CP8976
		VF-1701ms, 30 m x 0.53 mm, 1.00 µm	CP9171
		VF-17ms, 30 m x 0.53 mm, 1.00 µm	CP9001

(Continued)

Solid Waste			
EPA Method	Application	Column	Part No.
8060	Phthalate esters	DB-5ms, 30 m x 0.25 mm, 0.25 µm	122-5532
		DB-608, 30 m x 0.53 mm, 0.50 µm	125-6837
8061	Phthalate esters by GC with electron capture detection (GC/ECD)	DB-5ms, 30 m x 0.25 mm, 0.25 µm	122-5532
		DB-608, 30 m x 0.53 mm, 0.50 µm	125-6837
		VF-1701ms, 30 m x 0.53 mm, 1.00 µm	CP9171
8070, 8070a	Nitrosamines by gas chromatography	DB-5ms, 30 m x 0.25 mm, 0.25 µm	122-5532
		CP-Sil 8 CB for Amines, 30 m x 0.53 mm, 1.00 µm	CP7597
		VF-17ms, 30 m x 0.53 mm, 1.50 µm	CP9002
8081, 8081a	Organochlorine pesticides by gas chromatography	DB-CLP1, 30 m x 0.32 mm, 0.25 µm	123-8232
		DB-CLP2, 30 m x 0.32 mm, 0.50 µm	123-8336
		DB-35ms, 30 m x 0.32 mm, 0.25 µm	123-3832
		DB-XLB, 30 m x 0.32 mm, 0.50 µm	123-1236
		VF-5ms, 30 m x 0.25 mm, 1.00 µm	CP8946
		VF-35ms, 30 m x 0.25 mm, 1.00 µm	CP8879
8082, CLP Pesticides, 8082a	Polychlorinated biphenyls (PCBs) by gas chromatography	DB-CLP1, 30 m x 0.32 mm, 0.25 µm	123-8232
		DB-CLP2, 30 m x 0.32 mm, 0.50 µm	123-8336
		DB-35ms, 30 m x 0.32 mm, 0.25 µm	123-3832
		DB-XLB, 30 m x 0.32 mm, 0.50 µm	123-1236
		VF-5ms, 30 m x 0.25 mm, 1.00 µm	CP8946
		VF-35ms, 30 m x 0.25 mm, 1.00 µm	CP8879
8090	Nitroaromatics and isophorone	DB-5ms, 30 m x 0.25 mm, 1.00 µm	122-5533
		DB-608, 30 m x 0.53 mm, 0.50 µm	125-6837
		HP-5ms, 30 m x 0.25 mm, 0.50 µm	19091S-133
8091	Nitroaromatics and cyclic ketones by GC	VF-5ms, 30 m x 0.53 mm, 1.50 µm	CP8976
		VF-1701ms, 30 m x 0.53 mm, 1.00 µm	CP9171
8095	Explosives by GC	DB-225, 15 m x 0.53 mm, 1.00 µm	125-2212
		HP-5, 15 m x 0.53 mm, 1.50 µm	19095J-321
		DB-5, 15 m x 0.53 mm, 1.50 µm	125-5012
		VF-1ms, 15 m x 0.53 mm, 1.50 µm	CP8967
8100	Polynuclear aromatic hydrocarbons	DB-5ms, 30 m x 0.25 mm, 0.25 µm	122-5532
		DB-5ms, 30 m x 0.32 mm, 0.25 µm	123-5532
		DB-1ms, 30 m x 0.25 mm, 0.25 µm	122-0132
		DB-17ms, 30 m x 0.25 mm, 0.25 µm	122-4732
		VF-5ms, 30 m x 0.25 mm, 0.25 µm	CP8944

(Continued)

Solid Waste			
EPA Method	Application	Column	Part No.
8111	Haloethers by GC	DB-5ms, 30 m x 0.25 mm, 1.00 µm	122-5533
		HP-5ms, 30 m x 0.25 mm, 0.50 µm	19091S-133
		DB-1701, 30 m x 0.25 mm, 1.00 µm	122-0733
		VF-1701ms, 30 m x 0.53 mm, 1.00 µm	CP9171
8120	Chlorinated hydrocarbons by gas chromatography	DB-5ms, 30 m x 0.32 mm, 0.50 µm	123-5536
		HP-5ms, 30 m x 0.32 mm, 0.50 µm	19091S-113
		DB-1, 30 m x 0.32 mm, 0.50 µm	123-103E
8121	Chlorinated hydrocarbons by GC: capillary column technique	DB-5ms, 30 m x 0.32 mm, 0.50 µm	123-5536
		HP-5ms, 30 m x 0.32 mm, 0.50 µm	19091S-113
		DB-1, 30 m x 0.32 mm, 0.50 µm	123-103E
		VF-200ms, 30 m x 0.53 mm, 1.00 µm	CP8868
		VF-WAXms, 30 m x 0.53 mm, 1.00 µm	CP9215
		VF-5ms, 30 m x 0.53 mm, 1.50 µm	CP8976
		VF-1701ms, 30 m x 0.53 mm, 1.00 µm	CP9171
8131	Aniline and selected derivatives by GC	DB-5ms Ultra Inert, 30 m x 0.25 mm, 1.00 µm	122-5533UI
		HP-5ms Ultra Inert, 30 m x 0.25 mm, 0.50 µm	19091S-133UI
		VF-5ms, 30 m x 0.25 mm, 0.25 µm	CP8944
		CP-Sil 8 CB for Amines, 30 m x 0.25 mm, 0.25 µm	CP7598
8140	Organophosphorus pesticides by GC-NPD	DB-35ms, 30 m x 0.25 mm, 0.25 µm	122-3832
		DB-5ms, 30 m x 0.25 mm, 0.25 µm	122-5532
		VF-5ms, 30 m x 0.25 mm, 0.25 µm	CP8944
8141a, 8141b	Organophosphorus compounds by gas chromatography: capillary column technique	DB-35ms, 30 m x 0.25 mm, 0.25 µm	122-3832
		DB-5ms, 30 m x 0.25 mm, 0.25 µm	122-5532
		VF-200ms, 30 m x 0.53 mm, 1.00 µm	CP8868
		VF-35ms, 30 m x 0.53 mm, 1.00 µm	CP8888
		VF-5ms, 30 m x 0.53 mm, 1.00 µm	CP8975
		VF-1ms, 30 m x 0.53 mm, 1.00 µm	CP8969
8150	Chlorinated herbicides	DB-35ms, 30 m x 0.32 mm, 0.25 µm	123-3832

(Continued)

Solid Waste			
EPA Method	Application	Column	Part No.
8151, 8151b	Chlorinated herbicides by GC using methylation or pentafluorobenzoylation derivatization: capillary column technique	DB-CLP1, 30 m x 0.32 mm, 0.25 µm	123-8232
		DB-CLP2, 30 m x 0.32 mm, 0.50 µm	123-8336
		DB-35ms Ultra Inert, 30 m x 0.32 mm, 0.25 µm	123-3832UI
		DB-5ms Ultra Inert, 30 m x 0.32 mm, 0.25 µm	123-5532UI
		HP-5ms Ultra Inert, 30 m x 0.32 mm, 0.25 µm	19091S-413UI
		VF-5 Pesticides, 30 m x 0.25 mm, 0.25 µm	CP9074
		VF-5ms, 30 m x 0.32 mm, 1.00 µm	CP8957
		VF-35ms, 30 m x 0.25 mm, 0.25 µm	CP8877
8240	Volatile chlorinated and aromatic hydrocarbons	VF-1701 Pesticides, 30 m x 0.25 mm, 0.25 µm	CP9070
		DB-VRX, 20 m x 0.18 mm, 1.00 µm	121-1524
		DB-624, 20 m x 0.18 mm, 1.00 µm	121-1324
		DB-624 Ultra Inert, 60 m x 0.25 mm, 1.40 µm	122-1364UI
		DB-VRX, 60 m x 0.25 mm, 1.40 µm	122-1564
		DB-608, 30 m x 0.53 mm, 0.50 µm	125-6837
		HP-VOC, 60 m x 0.20 mm, 1.10 µm	19091R-306
		VF-624ms, 60 m x 0.25 mm, 1.40 µm	CP9103
8260/CLP-VOCs	Volatile organic compounds by gas chromatography/mass spectroscopy (GC/MS): capillary column technique method	DB-624 Ultra Inert, 60 m x 0.25 mm, 1.40 µm	122-1364UI
		DB-VRX, 60 m x 0.25 mm, 1.40 µm	122-1564
		DB-608, 30 m x 0.53 mm, 0.50 µm	125-6837
		DB-VRX, 20 m x 0.18 mm, 1.00 µm	121-1524
8260b	Volatile organic compounds by GC/MS	DB-624, 20 m x 0.18 mm, 1.00 µm	121-1324
		DB-VRX, 20 m x 0.18 mm, 1.00 µm	121-1524
		DB-624, 20 m x 0.18 mm, 1.00 µm	121-1324
		VF-5ms, 30 m x 0.25 mm, 1.00 µm	CP8946
		VF-624ms, 60 m x 0.32 mm, 1.80 µm	CP9105
		DB-624 Ultra Inert, 60 m x 0.32 mm, 1.80 µm	123-1364UI
		8261	Volatile organic compounds by vacuum distillation in combination with GC/MS spectrometry (VD/GC/MS)
DB-608, 30 m x 0.53 mm, 0.50 µm	125-6837		
DB-VRX, 20 m x 0.18 mm, 1.00 µm	121-1524		
DB-624, 20 m x 0.18 mm, 1.00 µm	121-1324		
DB-624 Ultra Inert, 20 m x 0.18 mm, 1.00 µm	121-1324UI		
VF-624ms, 60 m x 0.25 mm, 1.40 µm	CP9103		

(Continued)

Solid Waste			
EPA Method	Application	Column	Part No.
8270, 8270d	Semivolatile organic compounds by gas chromatography/mass spectrometry (GC/MS)	DB-UI 8270D Ultra Inert, 30 m x 0.25 mm, 0.25 µm	122-9732
		DB-UI 8270D, 20 m x 0.18 mm, 0.36 µm	121-9723
		HP-5ms, 30 m x 0.25 mm, 0.50 µm	19091S-133
		VF-5ms, 30 m x 0.25 mm, 0.25 µm	CP8944
		VF-5ms, 30 m x 0.25 mm, 0.50 µm	CP8945
		VF-5ms, 30 m x 0.25 mm, 1.00 µm	CP8946
8275a	Semivolatile organic compounds (PAHs and PCBs) in soils/sludges and solid wastes using thermal extraction/gas chromatography/mass spectrometry (TE/GC/MS)	DB-5ms, 30 m x 0.25 mm, 1.00 µm	122-5533
		HP-5ms, 30 m x 0.25 mm, 0.50 µm	19091S-133
		VF-5ms, 30 m x 0.25 mm, 0.25 µm	CP8944
		VF-5ms, 30 m x 0.25 mm, 0.50 µm	CP8945
		VF-5ms, 30 m x 0.25 mm, 1.00 µm	CP8946
8280b	Polychlorinated dibenzo-p-dioxins (PCDDs) and polychlorinated dibenzofurans (PCDFs) by high resolution gas chromatography/low resolution mass spectrometry (HRGC/LRMS)	DB-5ms Ultra Inert, 60 m x 0.25 mm, 0.25 µm	122-5562UI
		CP-Sil 8 CB, 30 m x 0.25 mm, 0.25 µm	CP8751
8290b	Polychlorinated dibenzo-p-dioxins (PCDDs) and polychlorinated dibenzofurans (PCDFs) by high resolution gas chromatography/high resolution mass spectrometry (HRGC/HRMS)	DB-5ms Ultra Inert, 60 m x 0.25 mm, 0.25 µm	122-5562UI
		CP-Sil 8 CB, 30 m x 0.25 mm, 0.25 µm	CP8751
		CP-Sil 88 for Dioxins, 50 m x 0.25 mm, 0.20 µm	CP7588
8410	Gas chromatography/Fourier transform infrared (GC/FTIR) spectrometry for semivolatile organics: capillary column	HP-5ms, 30 m x 0.32 mm, 1.00 µm	19091S-213
		DB-5ms, 30 m x 0.32 mm, 1.00 µm	123-5533
		VF-5ms, 30 m x 0.32 mm, 0.25 µm	CP8955
8430	Analysis of bis(2-chloroethyl) ether and hydrolysis products by direct aqueous injection (GC/FTIR)	DB-WAX, 30 m x 0.25 mm, 0.50 µm	122-7033
		HP-INNOWax, 30 m x 0.25 mm, 0.50 µm	19091N-233
		VF-WAXms, 30 m x 0.53 mm, 1.00 µm	CP9215

United States Pharmacopoeia (USP) GC Phases

USP	Phase Composition	Agilent Phase Recommendation
G1	Dimethylpolysiloxane oil	HP-1*, DB-1*, HP-1ms*, DB-1ms*, VF-1ms, HP-1ms UI, DB-1ms UI, CP-Sil 5 CB, CP-Sil 5 CB Low Bleed/MS
G2	Dimethylpolysiloxane gum	HP-1*, DB-1*, HP-1ms*, DB-1ms*, VF-1ms, HP-1ms UI, DB-1ms UI, CP-Sil 5 CB, CP-Sil 5 CB Low Bleed/MS, CP-SimDist
G3	50% Phenyl 50% methylpolysiloxane	DB-17*, HP-50+*, VF-17ms, CP-Sil 24 CB, CP-Sil 24 CB Low Bleed/MS
G5	3-cyanopropyl polysiloxane	DB-23, VF-23ms, Select for FAME, CP-Sil 88
G6	Trifluoropropylmethylpolysilicone	DB-200, DB-210, VF-200ms
G7	50% 3-cyanopropyl 50% phenylmethylsilicone	DB-225, DB-225ms, CP-Sil 43 CB
G8	80% Bis(3-cyanopropyl) 20% 3-cyanopropylphenylpolysiloxane or 90% 3-cyanopropyl 10% phenylmethylsiloxane	HP-88, VF-23ms
G14	Polyethylene glycol (average molecular weight of 950-1,050)	DB-WAX, VF-WAXms, CP-Wax 52 CB
G15	Polyethylene glycol (average molecular weight of 3,000-3,700)	DB-WAX, VF-WAXms, CP-Wax 52 CB
G16	Polyethylene glycol (average molecular weight of 15,000)	DB-WAX*, VF-WAXms, CP-Wax 52 CB
G17	75% Phenyl 25% methylpolysiloxane	DB-17, HP-50+, VF-17ms, CP-Sil 24 CB, CP-Sil 24 CB Low Bleed/MS
G19	25% Phenyl 25% cyanopropylmethylsilicone	DB-225*, DB-225ms, CP-Sil 43 CB
G20	Polyethylene glycol (average molecular weight of 380-420)	DB-WAX, VF-WAXms, CP-Wax 52 CB
G25	Polyethylene glycol TPA (Carbowax 20M terephthalic acid)	DB-FFAP*, HP-FFAP*, CP-Wax 58 (FFAP) CB, CP-FFAP CB
G27	5% Phenyl 95% methylpolysiloxane	DB-5*, HP-5*, HP-5ms*, DB-5ms, VF-5ms, DB-5ms UI, HP-5ms UI, VF-5ht, CP-Sil 8 CB, CP-Sil 8 CB Low Bleed/MS
G28	25% Phenyl 75% methylpolysiloxane	DB-35, HP-35, DB-35ms, VF-35ms, DB-35ms UI
G32	20% Phenylmethyl 80% dimethylpolysiloxane	DB-35, HP-35, DB-35ms, VF-35ms
G35	Polyethylene glycol & diepoxide esterified with nitroterephthalic acid	DB-FFAP*, HP-FFAP*, CP-Wax 58 (FFAP) CB, CP-FFAP CB
G36	1% Vinyl 5% phenylmethylpolysiloxane	DB-5, HP-5, HP-5ms, DB-5ms, VF-5ms, VF-5ht, CP-Sil 8 CB, CP-Sil 8 CB Low Bleed/MS
G38	Phase G1 plus a tailing inhibitor	DB-1, HP-1, HP-1ms, DB-1ms, VF-1ms, CP-Sil 5 CB, CP-Sil 5 CB Low Bleed/MS
G39	Polyethylene glycol (average molecular weight of 1,500)	DB-WAX, VF-WAXms, CP-Wax 52 CB
G41	Phenylmethyldimethylsilicone (10% phenyl substituted)	DB-5, HP-5, HP-5ms, DB-5ms, VF-5ms, VF-5ht, CP-Sil 8 CB, CP-Sil 8 CB Low Bleed/MS
G42	35% Phenyl 65% dimethylvinylsiloxane	DB-35*, HP-35*, DB-35ms, VF-35ms, DB-35ms UI
G43	6% Cyanopropylphenyl 94% dimethylpolysiloxane	DB-624*, DB-1301, VF-624ms, VF-1301ms, CP-1301, DB-Select 624 UI
G45	Divinylbenzene-ethylene glycol-dimethacrylate	HP-PLOT U*, CP-PoraBOND U, CP-PoraPLOT U
G46	14% Cyanopropylphenyl 86% methylpolysiloxane	DB-1701*, VF-1701ms, CP-Sil 19 CB, CP-Sil 19 CB Low Bleed/MS

*Indicates an exact equivalent

ASTM Methods			
Method	Title	Recommended Agilent Column	Part No.
D1945	Standard Test Method for the Analysis of Natural Gas by GC	HP-PLOT Molesieve, 15 m x 0.53 mm, 50.00 µm	19095P-MS9
		HP-PLOT Q PT, 15 m x 0.53 mm, 40.00 µm	19095P-Q03PT
		CP-Molsieve 5Å, 10 m x 0.53 mm, 50.00 µm	CP7537
		PoraPLOT Q-HT, 10 m x 0.53 mm, 20.00 µm	CP7558
D1946	Standard Test Method for the Analysis of Reformed Gas by GC	HP-PLOT Molesieve, 15 m x 0.53 mm, 50.00 µm	19095P-MS9
		HP-PLOT Q PT, 15 m x 0.53 mm, 40.00 µm	19095P-Q03PT
		CP-Molsieve 5Å, 10 m x 0.53 mm, 50.00 µm	CP7537
		CP-Molsieve 5Å, 25 m x 0.25 mm, 30.00 µm	CP7533
D1983	Standard Test Method for Fatty Acid Composition by Gas-Liquid Chromatography of Methyl Esters	DB-WAX, 30 m x 0.25 mm, 0.25 µm	122-7032
D2163	Standard Test Method for the Analysis of Liquefied Petroleum (LP) Gases and Propene Concentrates by GC	HP-PLOT Al ₂ O ₃ KCl PT, 30 m x 0.53 mm, 15.00 µm	19095P-K23PT
		HP-PLOT Al ₂ O ₃ S PT, 30 m x 0.53 mm, 15.00 µm	19095P-S23PT
D2195	Standard Test Methods for Pentaerythritol	CP-Sil 5 CB, 30 m x 0.53 mm, 1.50 µm	CP8735
D2268	Standard Test Method for Analysis of High-Purity n-Heptane and Isooctane by Capillary GC	DB-1, 60 m x 0.25 mm, 0.50 µm	122-106E
D2306	Standard Test Method for C ₈ Aromatic Hydrocarbons by GC	HP-INNOWax, 60 m x 0.25 mm, 0.25 µm	19091N-136
D2360	Standard Test Method for Trace Impurities in Monocyclic Aromatic Hydrocarbons by GC	HP-INNOWax, 60 m x 0.32 mm, 0.25 µm	19091N-116
D2426	Standard Test Method for Butadiene Dimer and Styrene in Butadiene Concentrates by GC	DB-1, 30 m x 0.53 mm, 5.00 µm	125-1035
		CP-Sil 5 CB, 30 m x 0.53 mm, 1.50 µm	CP8735
D2427	Standard Test Method for Determination of C ₂ through C ₅ Hydrocarbons in Gasoline by GC	DB-1, 30 m x 0.53 mm, 5.00 µm	125-1035
		GS-Alumina PT, 30 m x 0.53 mm,	115-3532PT
		CP-Al ₂ O ₃ /KCl PT, 50 m x 0.53 mm, 10.00 µm	CP7518PT
D2245	Standard Test Method for Identification of Oils and Oil Acids in Solvent-Reducible Paints	CP-Sil 88 for FAME, 50 m x 0.25 mm, 0.20 µm	CP7488
D2504	Standard Test Method for Noncondensable Gases in C ₂ and Lighter Hydrocarbon Products by GC	HP-PLOT Molesieve, 30 m x 0.53 mm, 50.00 µm	19095P-MS0
		CarboBOND, 25 m x 0.53 mm, 10.00 µm	CP7374
D2505	Standard Test Method for Ethylene, Other Hydrocarbons, and Carbon Dioxide in High-Purity Ethylene by GC	GS-GasPro, 60 m x 0.32 mm	113-4362

(Continued)

ASTM Methods			
Method	Title	Recommended Agilent Column	Part No.
D2580	Standard Test Method for Phenols in Water by Gas-Liquid Chromatography	CP-FFAP CB, 25 m x 0.53 mm, 1.00 µm	CP7486
D2593	Standard Test Method for Butadiene Purity and Hydrocarbon Impurities by GC	GS-Alumina PT, 30 m x 0.53 mm	115-3532PT
		CP-Al ₂ O ₃ /KCl PT, 50 m x 0.32 mm, 5.00 µm	CP7515PT
		CP-Al ₂ O ₃ /KCl PT, 50 m x 0.53 mm, 10.00 µm	CP7518PT
D2712	Standard Test Method for Hydrocarbon Traces in Propylene Concentrates by GC	GS-Alumina PT, 50 m x 0.53 mm	115-3552PT
D2743	Standard Practices for Uniformity of Traffic Paint Vehicle Solids by Spectroscopy and Gas Chromatography	CP-Sil 88 for FAME, 50 m x 0.25 mm, 0.20 µm	CP7488
D2804	Standard Test Method for Purity of Methyl Ethyl Ketone by GC	DB-WAX, 30 m x 0.53 mm, 1.00 µm	125-7032
		DB-210, 15 m x 0.53 mm, 1.00 µm	125-0212
		CP-Wax 52 CB, 30 m x 0.32 mm, 0.50 µm	CP8763
		CP-Wax 52 CB, 30 m x 0.53 mm, 1.00 µm	CP8738
D2887	Standard Test Method for Boiling Range Distribution of Petroleum Fractions by GC	DB-2887, 10 m x 0.53 mm, 3.00 µm	125-2814
		CP-SimDist UltiMetal, 5 m x 0.53 mm, 0.88 µm	CP7570
		CP-SimDist UltiMetal, 10 m x 0.53 mm, 2.65 µm	CP7582
		CP-SimDist UltiMetal, 5 m x 0.53 mm, 0.17 µm	CP7532
Extended D2887	Standard Test Method for Boiling Range Distribution of Petroleum Fractions by GC, to C ₆₀	HP-1, 10 m x 0.53 mm, 0.88 µm	19095Z-021
		HP-1, 5 m x 0.53 mm, 0.88 µm	19095Z-020
D2908	Standard Practice for Measuring Volatile Organic Matter in Water by Aqueous-Injection GC	CP-Select 624 CB, 30 m x 0.32 mm, 1.80 µm	CP7414
		CP-Select 624 CB, 75 m x 0.53 mm, 3.00 µm	CP7417
		CP-Wax 52 CB, 30 m x 0.32 mm, 0.50 µm	CP8763
		CP-Wax 52 CB, 30 m x 0.53 mm, 1.00 µm	CP8738
D3054	Standard Test Method for Analysis of Cyclohexane by GC	DB-1, 60 m x 0.32 mm, 0.50 µm	123-106E
D3168	Standard Practice for Qualitative Identification of Polymers in Emulsion Paints	CP-Sil 5 CB, 30 m x 0.32 mm, 1.00 µm	CP8760
		CP-Sil 5 CB, 30 m x 0.53 mm, 1.50 µm	CP8735
D3257	Standard Test Method for Aromatics in Mineral Spirits by GC	DB-624, 30 m x 0.53 mm, 3.00 µm	125-1334
D3271	Standard Practice for Direct Injection of Solvent-Reducible Paints into a Gas Chromatograph for Solvent Analysis	PoraPLOT Q, 25 m x 0.53 mm, 20.00 µm	CP7554
		CP-Wax 52 CB, 30 m x 0.53 mm, 1.00 µm	CP8738

(Continued)

ASTM Methods			
Method	Title	Recommended Agilent Column	Part No.
D3328	Standard Test Methods for Comparison of Waterborne Petroleum Oils by Gas Chromatography	CP-Sil 5 CB, 30 m x 0.32 mm, 3.00 µm	CP8687
		CP-Sil 5 CB, 30 m x 0.53 mm, 3.00 µm	CP8677
D3329	Standard Test Method for Purity of Methyl Isobutyl Ketone by GC	DB-WAX, 30 m x 0.53 mm, 1.00 µm	125-7032
		DB-624, 30 m x 0.45 mm, 2.55 µm	124-1334
		CP-Wax 52 CB, 60 m x 0.53 mm, 1.00 µm	CP8798
D3432	Standard Test Method for Unreacted Toluene Diisocyanates in Urethane Prepolymers and Coating Solutions by GC	HP-1ms, 30 m x 0.32 mm, 1.00 µm	19091S-713
D3447	Standard Test Method for Purity of Halogenated Organic Solvents	DB-624, 30 m x 0.53 mm, 3.00 µm	125-1334
D3452	Standard Practice for Rubber – Identification by Pyrolysis-Gas Chromatography	CP-Sil 5 CB, 30 m x 0.53 mm, 1.50 µm	CP8735
D3465	Standard Test Method for Purity of Monomeric Plasticizers by Gas Chromatography	CP-Sil 5 CB, 25 m x 0.32 mm, 0.52 µm	CP8430
		CP-Sil 5 CB, 30 m x 0.53 mm, 1.50 µm	CP8735
D3524	Standard Test Method for Diesel Fuel Diluent in Used Diesel Engine Oils by Gas Chromatography	CP-SimDist UltiMetal, 10 m x 0.53 mm, 0.53 µm	CP7592
D3545	Standard Test Method for Alcohol Content and Purity of Acetate Esters by GC	DB-624, 30 m x 0.53 mm, 3.00 µm	125-1334
D3606	Standard Test Method for Determination of Benzene and Toluene in Finished Motor and Aviation Gasoline by Gas Chromatography	VF-1ms, 15 m x 0.25 mm, 0.10 µm	CP8906
		CP-TCEP for Alcohols in Gasoline, 50 m x 0.25 mm, 0.40 µm	CP7525
D3687	Standard Test Method for Analysis of Organic Vapors Collected by the Activated Charcoal Tube Adsorption Method	DB-WAX, 30 m x 0.53 mm, 1.00 µm	125-7032
		DB-WAX, 30 m x 0.45 mm, 0.85 µm	124-7032
		CP-Wax 52 CB, 30 m x 0.32 mm, 0.50 µm	CP8763
		CP-Wax 52 CB, 30 m x 0.53 mm, 1.00 µm	CP8738
D3695	Standard Test Method for Volatile Alcohols in Water by Direct Aqueous-Injection GC	DB-WAX, 30 m x 0.53 mm, 1.00 µm	125-7032
		CP-SimDist UltiMetal, 10 m x 0.53 mm, 0.53 µm	CP7592
D3710	Standard Test Method for Boiling Range Distribution of Gasoline and Gasoline Fractions by GC	DB-2887, 10 m x 0.53 mm, 3.00 µm	125-2814
D3749	Standard Test Method for Residual Vinyl Chloride Monomer in Poly(Vinyl Chloride) Resins by Gas Chromatographic Headspace Technique	PoraBOND Q, 10 m x 0.32 mm, 5.00 µm	CP7350
		PoraBOND Q PT, 10 m x 0.53 mm, 10.00 µm	CP7353PT

(Continued)

ASTM Methods			
Method	Title	Recommended Agilent Column	Part No.
D3760	Standard Test Method for Analysis of Isopropylbenzene (Cumene) by GC	DB-WAX, 60 m x 0.32 mm, 0.25 µm	123-7062
		HP-1, 50 m x 0.32 mm, 0.52 µm	19091Z-115
		CP-Xylenes, 50 m x 0.53 mm	CP7428
D3792	Standard Test Method for Water Content of Coatings by Direct Injection Into a Gas Chromatograph	PoraBOND Q PT, 25 m x 0.32 mm, 5.00 µm	CP7351PT
		PoraBOND Q PT, 25 m x 0.53 mm, 10.00 µm	CP7354PT
D3797	Standard Test Method for Analysis of o-Xylene by GC	HP-INNOWax, 60 m x 0.32 mm, 0.50 µm	19091N-216
		CP-Xylenes, 50 m x 0.53 mm	CP7428
D3798	Standard Test Method for Analysis of p-Xylene by GC	HP-INNOWax, 60 m x 0.32 mm, 0.50 µm	19091N-216
		CP-Xylenes, 50 m x 0.53 mm	CP7428
D3871	Standard Test Method for Purgeable Organic Compounds in Water Using Headspace Sampling	DB-VRX, 75 m x 0.45 mm, 2.55 µm	124-1574
D3876	Standard Test Method for Methoxyl and Hydroxypropyl Substitution in Cellulose Ether Products by Gas Chromatography	CP-Sil 5 CB, 30 m x 0.32 mm, 1.00 µm	CP8760
		CP-Sil 5 CB, 30 m x 0.53 mm, 1.50 µm	CP8735
D3893	Standard Test Method for Purity of Methyl Amyl Ketone and Methyl Isoamyl Ketone by GC	DB-VRX, 30 m x 0.45 mm, 2.55 µm	124-1534
D3973	Standard Test Method for Low-Molecular Weight Halogenated Hydrocarbons in Water	DB-VRX, 30 m x 0.45 mm, 2.55 µm	124-1534
D4059	Standard Test Method for Analysis of Polychlorinated Biphenyls in Insulating Liquids by Gas Chromatography	CP-Sil 8 CB for PCB, 50 m x 0.25 mm, 0.25 µm	CP7482
D4275	Standard Test Method for Determination of Butylated Hydroxy Toluene (BHT) in Polymers of Ethylene and Ethylene – Vinyl Acetate (EVA) Copolymers by Gas Chromatography	CP-Sil 5 CB, 30 m x 0.32 mm, 3.00 µm	CP8687
		CP-Sil 5 CB, 30 m x 0.53 mm, 3.00 µm	CP8677
D4322	Standard Test Method for Residual Acrylonitrile Monomer Styrene-Acrylonitrile Copolymers and Nitrile Rubber by Headspace Gas Chromatography	PoraBOND Q PT, 25 m x 0.53 mm, 10.00 µm	CP7354PT
D4367	Standard Test Method for Benzene in Hydrocarbon Solvents by Gas Chromatography	VF-1ms, 15 m x 0.25 mm, 0.10 µm	CP8906
		CP-TCEP for Alcohols in Gasoline, 50 m x 0.25 mm, 0.40 µm	CP7525
D4415	Standard Test Method for Determination of Dimer in Acrylic Acid	DB-FFAP, 30 m x 0.32 mm, 0.25 µm	123-3232
D4424	Standard Test Method for Butylene Analysis by GC	HP-PLOT Al ₂ O ₃ S PT, 50 m x 0.53 mm, 15.00 µm	19095P-S25PT
		CP-Al ₂ O ₃ /Na ₂ SO ₄ , 25 m x 0.53 mm, 10.00 µm	CP7567
D4443	Standard Test Method for Residual Vinyl Chloride Monomer Content in PPB Range in Vinyl Chloride Homo- and Co-Polymers by Headspace GC	DB-VRX, 30 m x 0.45 mm, 2.55 µm	124-1534

(Continued)

ASTM Methods			
Method	Title	Recommended Agilent Column	Part No.
D4492	Standard Test Method for Analysis of Benzene by Gas Chromatography	CP-TCEP for Alcohols in Gasoline, 50 m x 0.25 mm, 0.40 µm	CP7525
D4509	Standard Test Methods for Determining the 24-Hour Gas (AIR) Space Acetaldehyde Content of Freshly Blown PET Bottles	PoraBOND Q PT, 25 m x 0.32 mm, 5.00 µm	CP7351PT
		PoraBOND Q PT, 25 m x 0.53 mm, 10.00 µm	CP7354PT
D4534	Test Method for Benzene Content of Cyclic Products by Gas Chromatography	CP-TCEP for Alcohols in Gasoline, 50 m x 0.25 mm, 0.40 µm	CP7525
D4735	Standard Test Method for Determination of Trace Thiophene in Refined Benzene by GC	DB-FFAP, 30 m x 0.45 mm, 0.85 µm	124-3232
		CP-Wax 58 FFAP CB, 25 m x 0.53 mm, 1.00 µm	CP7614
D4768	Standard Test Method for Analysis of 2,6-Ditertiary-Butyl Para-Cresol and 2,6-Ditertiary-Butyl Phenol in Insulating Liquids by Gas Chromatography	CP-Wax 58 FFAP CB, 25 m x 0.53 mm, 1.00 µm	CP7614
D4864	Standard Test Method for Determination of Traces of Methanol in Propylene Concentrates by GC	DB-WAX, 30 m x 0.45 mm, 0.85 µm	124-7032
D4947	Standard Test Method for Chlordane and Heptachlor Residues in Indoor Air	DB-5, 30 m x 0.53 mm, 1.50 µm	125-5032
		DB-608, 30 m x 0.53 mm, 0.83 µm	125-1730
D4961	Standard Test Method for GC Analysis of Major Organic Impurities in Phenol Produced by the Cumene Process	DB-FFAP, 30 m x 0.45 mm, 0.85 µm	124-3232
		HP-PLOT Q PT, 15 m x 0.53 mm, 40.00 µm	19095P-Q03PT
D4983	Standard Test Method for Cyclohexylamine Morpholine and Diethylaminoethanol in Water and Condensed Steam by Direct Aqueous Injection GC	HP-5ms, 30 m x 0.32 mm, 1.00 µm	19091S-213
		CAM, 30 m x 0.53 mm, 1.00 µm	115-2132
D5008	Standard Test Method for Ethyl Methyl Pentanol Content and Purity Value of 2-Ethylhexanol by GC	HP-1, 15 m x 0.53 mm, 5.00 µm	19095Z-621
		HP-INNOWax, 30 m x 0.32 mm, 0.25 µm	19091N-113
D5060	Standard Test Method for Determining Impurities in High-Purity Ethylbenzene by GC	HP-INNOWax, 60 m x 0.32 mm, 0.50 µm	19091N-216
		CP-Wax 52 CB, 60 m x 0.32 mm, 0.50 µm	CP8773
D5075	Standard Test Method for Nicotine in Indoor Air	DB-5, 30 m x 0.53 mm, 1.50 µm	125-5032
		DB-5, 30 m x 0.32 mm, 1.00 µm	123-5033
D5134	Standard Test Method for Detailed Analysis of Petroleum Naphthas Through n-Nonane by Capillary GC	HP-PONA, 50 m x 0.20 mm, 0.50 µm	19091S-001
		CP-Sil PONA for ASTM D5134, 50 m x 0.21 mm, 0.50 µm	CP7531
D5135	Standard Test Method for Analysis of Styrene by Capillary GC	HP-INNOWax, 60 m x 0.32 mm, 0.50 µm	19091N-216
		CP-Wax 52 CB, 60 m x 0.32 mm, 0.50 µm	CP8773
D5175	Standard Test Method for Organohalide Pesticides and Polychlorinated Biphenyls in Water by Microextraction and GC	DB-1, 30 m x 0.32 mm, 1.00 µm	123-1033
		DB-608, 30 m x 0.32 mm, 0.50 µm	123-1730
		DB-XLB, 30 m x 0.25 mm, 0.25 µm	122-1232

(Continued)

ASTM Methods			
Method	Title	Recommended Agilent Column	Part No.
D5303	Standard Test Method for Trace Carbonyl Sulfide in Propylene by GC	GS-GasPro, 30 m x 0.32 mm	113-4332
		HP-PLOT Q PT, 30 m x 0.53 mm, 40.00 µm	19095P-Q04PT
D5307	Standard Test Method for Determination of Boiling Range Distribution of Crude Petroleum by GC	HP-1, 7.5 m x 0.53 mm, 5.00 µm	19095Z-627
D5310	Standard Test Method for Tar Acid Composition by Capillary GC	HP-5ms, 30 m x 0.25 mm, 0.25 µm	19091S-433
		DB-225ms, 30 m x 0.25 mm, 0.25 µm	122-2932
D5316	Standard Test Method for 1, 2-Dibromoethane and 1, 2-Dibromo-3-Chloropropane in Water by Microextraction and GC	HP-1ms, 30 m x 0.32 mm, 1.00 µm	19091S-713
		DB-624, 30 m x 0.45 mm, 2.55 µm	124-1334
D5317	Standard Test Method for Determination of Chlorinated Organic Acid Compounds in Water by GC with Electron Capture Detector	HP-5ms, 30 m x 0.25 mm, 0.25 µm	19091S-433
		DB-1701, 30 m x 0.25 mm, 0.25 µm	122-7732
		DB-XLB, 30 m x 0.25 mm, 0.25 µm	122-1232
		DB-35ms, 30 m x 0.25 mm, 0.25 µm	122-3832
D5320	Standard Test Method for Determination of 1, 1-Trichloroethane and Methylene Chloride in Stabilized Trichloroethylene and Tetrachloroethylene	DB-1, 30 m x 0.53 mm, 3.00 µm	125-1034
		DB-VRX, 30 m x 0.32 mm, 1.80 µm	123-1534
D5399	Standard Test Method for Boiling Point Distribution of Hydrocarbon Solvents by GC	DB-2887, 10 m x 0.53 mm, 3.00 µm	125-2814
D5441	Standard Test Method for Analysis of Methyl Tert-Butyl Ether (MTBD) by GC	HP-PONA, 50 m x 0.20 mm, 0.50 µm	19091S-001
		DB-Petro, 100 m x 0.25 mm, 0.50 µm	122-10A6E
D5442	Standard Test Method for Analysis of Petroleum Waxes by GC	DB-1, 25 m x 0.32 mm, 0.25 µm	123-1022
		DB-5, 15 m x 0.25 mm, 0.25 µm	122-5012
D5475	Standard Test Method for Nitrogen- and Phosphorus-Containing Pesticides in Water by GC with a Nitrogen Phosphorus Detector	HP-5ms, 30 m x 0.25 mm, 0.25 µm	19091S-433
		DB-1701, 30 m x 0.25 mm, 0.25 µm	122-7732
		DB-XLB, 30 m x 0.25 mm, 0.25 µm	122-1232
		DB-35ms, 30 m x 0.25 mm, 0.25 µm	122-3832
D5480	Standard Test Method for Engine Oil Volatility by GC	DB-PS1, 15 m x 0.53 mm, 0.15 µm	145-1011
D5501	Standard Test Method for Determination of Ethanol Content of Denatured Fuel Ethanol by GC	HP-1, 100 m x 0.25 mm, 0.50 µm	19091Z-530
D5504	Standard Test Method for Determination of Sulfur Compounds in Natural Gas and Gaseous Fuels by Gas Chromatography and Chemiluminescence	DB-Sulfur SCD, 70 m x 0.53 mm, 4.30 µm	G3903-63003
		CP-Sil 5 CB for Sulfur, 30 m x 0.32 mm, 4.00 µm	CP7529

(Continued)

ASTM Methods			
Method	Title	Recommended Agilent Column	Part No.
D5507	Standard Test Method for Determination of Trace Organic Impurities in Monomer Grade Vinyl Chloride by Capillary Column/Multi-dimensional GC	HP-PLOT Q PT, 15 m x 0.53 mm, 40.00 µm	19095P-Q03PT
		HP-PLOT U PT, 30 m x 0.53 mm, 20.00 µm	19095P-U04PT
D5508	Standard Test Method for Determination of Residual Acrylonitrile Monomer in Styrene-Acrylonitrile Co-polymer Resins and Nitrile-Butadiene Rubber by Headspace Capillary GC	HP-PLOT Q PT, 30 m x 0.53 mm, 40.00 µm	19095P-Q04PT
D5580	Standard Test Method for Determination of Benzene, Toluene, Ethylbenzene, p/m-Xylene, C ₉ and Heavier Aromatics, and Total Aromatics in Finished Gasoline by GC	DB-1, 30 m x 0.53 mm, 5.00 µm	125-1035
		CP-TCEP for Alcohols in Gasoline, 50 m x 0.25 mm, 0.40 µm	CP7525
		CP-Sil 5 CB, 30 m x 0.53 mm, 5.00 µm	CP8775
		VF-1ms, 15 m x 0.25 mm, 0.10 µm	CP8906
D5599	Standard Test Method for Determination of Oxygenates in Gasoline by GC and Oxygen Selective Flame Ionization Detection	DB-5, 30 m x 0.25 mm, 0.25 µm	122-5032
D5623	Standard Test Method for Sulfur Compounds in Light Petroleum Liquids by GC and Sulfur Selective Detection	DB-Sulfur SCD, 60 m x 0.32 mm, 4.20 µm	G3903-63001
		HP-1, 30 m x 0.32 mm, 4.00 µm	19091Z-613
D5713	Standard Test Method for Analysis of High Purity Benzene for Cyclohexane Feedstock by Capillary GC	DB-Petro, 50 m x 0.20 mm, 0.50 µm	128-1056
D5739	Standard Practice for Oil Spill Source Identification by GC and Positive Ion Electron Impact Low Resolution Mass Spectrometry	DB-5, 30 m x 0.25 mm, 0.25 µm	122-5032
		DB-TPH, 30 m x 0.32 mm, 0.25 µm	123-1632
D5769	Standard Test Method for Determination of Benzene, Toluene, and Total Aromatics in Finished Gasoline by GC/MS	HP-1, 60 m x 0.25 mm, 1.00 µm	19091Z-236
D5790	Standard Test Method for Measurement of Purgeable Organic Compounds in Water by Capillary Column GC/MS	DB-VRX, 60 m x 0.25 mm, 1.40 µm	122-1564
		DB-VRX, 20 m x 0.18 mm, 1.00 µm	121-1524
		DB-624, 60 m x 0.25 mm, 1.40 µm	122-1364
		DB-624, 20 m x 0.18 mm, 1.00 µm	121-1324
D5812	Standard Test Method for Determination of Organochlorine Pesticides in Water by Capillary Column GC	HP-5ms, 30 m x 0.25 mm, 0.25 µm	19091S-433
		DB-1701, 30 m x 0.25 mm, 0.25 µm	122-7732
		DB-XLB, 30 m x 0.25 mm, 0.25 µm	122-1232
		DB-35ms, 30 m x 0.25 mm, 0.25 µm	122-3832

(Continued)

ASTM Methods			
Method	Title	Recommended Agilent Column	Part No.
D5917	Standard Test Method for Trace Impurities in Monocyclic Aromatic Hydrocarbons by GC and External Calibration	HP-INNOWax, 60 m x 0.32 mm, 0.25 µm	19091N-116
D5974	Standard Test Method for Fatty and Rosin Acids in Tall Oil Fraction Products by Capillary GC	DB-23, 60 m x 0.25 mm, 0.25 µm	122-2362
D5986	Standard Test Method for Determination of Oxygenates, Benzene, Toluene, C ₈ -C ₁₂ Aromatics and Total Aromatics in Finished Gasoline by GC/FTIR	HP-1, 60 m x 0.53 mm, 5.00 µm	19095Z-626
D6144	Standard Test Method for Trace Impurities in Alpha-Methylstyrene by Capillary GC	HP-1, 60 m x 0.25 mm, 1.00 µm	19091Z-236
D6159	Standard Test Method for Determination of Hydrocarbon Impurities in Ethylene by GC	HP-PLOT Al ₂ O ₃ KCl PT, 50 m x 0.53 mm, 15.00 µm	19095P-K25PT
		GS-Alumina PT, 50 m x 0.53 mm	115-3552PT
		DB-1, 30 m x 0.53 mm, 5.00 µm	125-1035
D6160	Standard Test Method for Determination of PCBs in Waste Materials by GC	HP-5ms, 30 m x 0.32 mm, 0.25 µm	19091S-413
		DB-XLB, 30 m x 0.25 mm, 0.25 µm	122-1232
D6352	Standard Test Method for Boiling Range Distribution of Petroleum Distillates in Boiling Range from 174 to 700 °C by GC	DB-HT Sim Dis, 5 m x 0.53 mm, 0.15 µm	145-1001
D6387	Standard Test Methods for Composition of Turpentine and Related Terpene Products by Capillary Gas Chromatography	CP-Wax 52 CB, 30 m x 0.32 mm, 0.50 µm	CP8763
		CP-Wax 52 CB, 30 m x 0.53 mm, 1.00 µm	CP8738
D6417	Standard Test Method for Estimation of Engine Oil Volatility by Capillary GC	DB-HT Sim Dis, 5 m x 0.53 mm, 0.15 µm	145-1001
D6584	Standard Test Method for Determination of Total Monoglyceride, Total Diglyceride, Total Triglyceride, and Free and Total Glycerin in B-100 Biodiesel Methyl Esters by Gas Chromatography	Select Biodiesel, 15 m x 0.32 mm, 0.10 µm	CP9078
D6806	Standard Practice for Analysis of Halogenated Organic Solvents and Their Admixtures by Gas Chromatography	CP-Sil 5 CB, 50 m x 0.53 mm, 5.00 µm	CP7685
E1616	Standard Test Method for Analysis of Acetic Anhydride Using GC	HP-1, 50 m x 0.32 mm, 0.52 µm	19091Z-115
E1863	Standard Test Method for Analysis of Acrylonitrile by GC	DB-WAXetr, 60 m x 0.32 mm, 1.00 µm	123-7364
E0202	Standard Test Method for Analysis of Ethylene Glycols and Propylene Glycols	DB-624, 30 m x 0.53 mm, 3.00 µm	125-1334
		CP-Wax 57 CB for Glycols and Alcohols, 25 m x 0.25 mm, 0.20 µm	CP7615
E0475	Standard Test Method for Assay of Di-tert-Butyl Peroxide Using GC	HP-5, 30 m x 0.53 mm, 5.00 µm	19095J-623

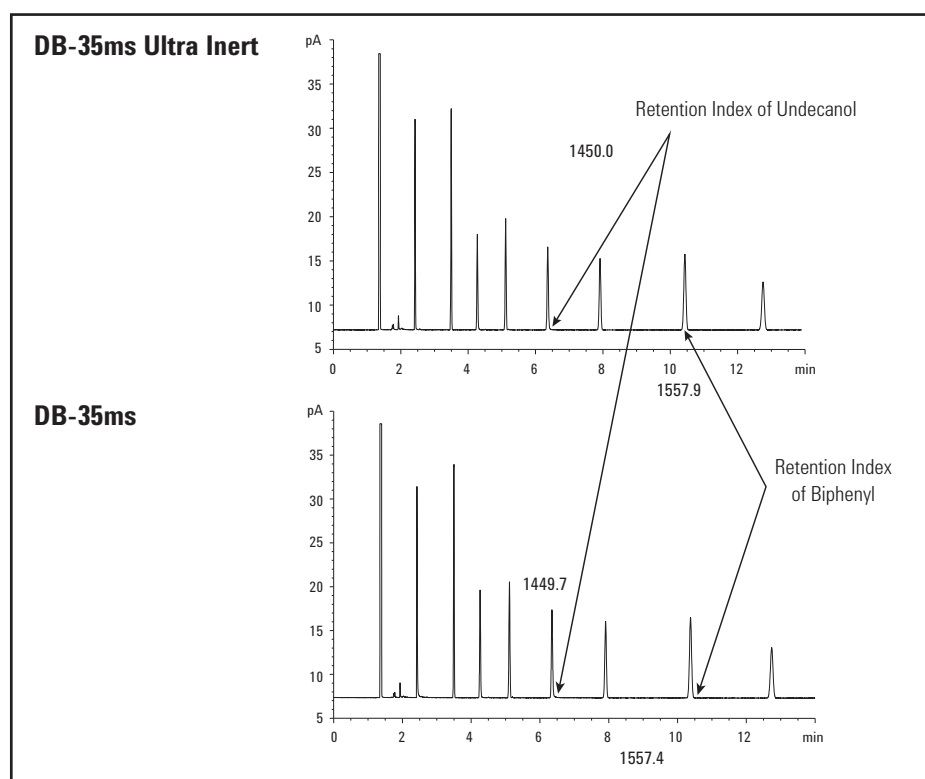
GC Capillary Columns

Agilent J&W Ultra Inert GC Columns

Perform trace-level analysis with the utmost confidence

Flow path inertness is vital to your analysis; it is also on the cutting edge of GC. In 2008, Agilent laid the groundwork for flow path inertness with Agilent J&W Ultra Inert columns, the first GC columns proven to deliver on the promise of consistent column inertness and exceptionally low column bleed. Each Ultra Inert column is tested with the industry's most demanding test probe mixture and we provide it with a performance summary sheet shipped with each column.

Since the introduction of the first Ultra Inert GC column, we have continued to lead the way with Ultra Inert inlet liners and – most recently – inert fittings, ferrules, guard columns, and retention gaps. We've also introduced supplies for inlets and detectors. Agilent Ultra Inert components work together to deliver results, so you can achieve the parts-per-billion – or parts-per-trillion – odetection levels for your most demanding analyses.



With Agilent J&W Ultra Inert GC columns, selectivity remains the same, allowing you to confidently integrate Ultra Inert columns into your current methods.

The industry's most rigorous test probe mixture ensures consistent column inertness – and results

A strong test probe mixture can highlight deficiencies in column activity, while a weak mixture can actually mask such deficiencies.

The test probes in Agilent's Ultra Inert test probe mixture have low molecular weights, low boiling points and no steric shielding of their active groups. These characteristics allow the probative portion of the test molecules to penetrate – and fully interact with – the stationary phase and column surface.

Commonly used, less demanding test probes

1. 1-Octanol	4. 2,6-Dimethylaniline	7. 1-Decanol
2. n-Undecane	5. n-Dodecane	8. n-Tridecane
3. 2,6-Dimethylphenol	6. Naphthalene	9. Methyldecanoate

TIPS & TOOLS

Clearly Better Inertness

To learn more and order your free poster, visit
www.agilent.com/chem/inert

Ensuring an inert GC flow path has never been more critical

Optimizing your GC flow path for inertness

Top 5 TIPS for GC flow path inertness

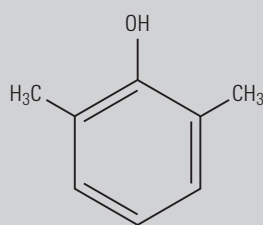
1. Purge the oven
2. Purge the injector and detector
3. Check and clean all septa and liners
4. Replace your O-rings
5. Use good quality reagents

Agilent Ultra Inert, Agilent J&W, Agilent Technologies

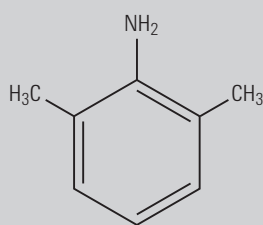
Agilent's more demanding Ultra Inert test probe mixture for 5ms, 1ms, and 35ms Ultra Inert columns

Ultra Inert 5ms Columns			Ultra Inert 1ms Columns			Ultra Inert 35ms Columns		
Elution Order	Test Probe	Functional Test	Elution Order	Test Probe	Functional Test	Elution Order	Test Probe	Functional Test
1.	1-Propionic acid	Basicity	1.	1-Propionic acid	Basicity	1.	1-Octene	Polarity
2.	1-Octene	Polarity	2.	1-Octene	Polarity	2.	1-Butyric acid	Basicity
3.	n-Octane	Hydrocarbon marker	3.	n-Octane	Hydrocarbon marker	3.	n-Nonane	Hydrocarbon marker
4.	4-Picoline	Acidity	4.	1,2-Butanediol	Silanol	4.	4-Picoline	Acidity
5.	n-Nonane	Hydrocarbon marker	5.	4-Picoline	Acidity	5.	n-Propylbenzene	Polarity
6.	Trimethyl phosphate	Acidity	6.	Trimethyl phosphate	Acidity	6.	1-Heptanol	Silanol, Polarity
7.	1,2-Pentanediol	Silanol	7.	n-Propylbenzene	Hydrocarbon marker	7.	1,2-Pentanediol	Silanol
8.	n-Propylbenzene	Hydrocarbon marker	8.	1-Heptanol	Silanol	8.	3-Octanone	Polarity
9.	1-Heptanol	Silanol	9.	3-Octanone	Polarity	9.	Trimethyl phosphate	Acidity
10.	3-Octanone	Polarity	10.	tert-Butylbenzene	Hydrocarbon marker	10.	tert-Butylbenzene	Hydrocarbon marker
11.	n-Decane	Efficiency	11.	n-Decane	Efficiency	11.	n-Undecane	Efficiency

Chemical Structures

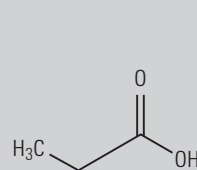


2,6-Dimethylphenol

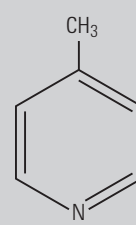


2,6-Dimethylaniline

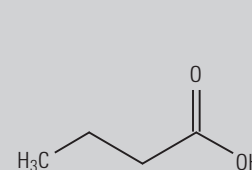
Weak probe molecules: The acidic and basic portions of these molecules are shielded by the two methyl groups on their phenyl rings, making them less probative.



1-Propionic acid



4-Picoline



1-Butyric acid

Strong probe molecules: The probes in Agilent's Ultra Inert test probe mixture are highly probative of the stationary phase and surface. Note, too, that the active end of each compound is available to interact with any active sites on the column.

DB-1ms Ultra Inert

ID (mm)	Length (m)	Film (µm)	Temp Limits (°C)	7 in Cage	5 in Cage
<i>0.18</i>	<i>20</i>	<i>0.18</i>	<i>-60 to 325/350</i>	<i>121-0122UI</i>	
0.25	15	0.25	-60 to 325/350	122-0112UI	
	30	0.25	-60 to 325/350	122-0132UI	122-0132UIE
	60	0.25	-60 to 325/350	122-0162UI	
0.32	15	0.25	-60 to 325/350	123-0112UI	
	30	0.25	-60 to 325/350	123-0132UI	

Agilent J&W High Efficiency GC columns are displayed using italicized descriptions and part numbers

HP-1ms Ultra Inert

ID (mm)	Length (m)	Film (µm)	Temp Limits (°C)	7 in Cage
<i>0.18</i>	<i>20</i>	<i>0.18</i>	<i>-60 to 325/350</i>	<i>19091S-677UI</i>
0.25	15	0.25	-60 to 325/350	19091S-931UI
	30	0.25	-60 to 325/350	19091S-933UI
		0.50	-60 to 325/350	19091S-633UI
		1.00	-60 to 325/350	19091S-733UI
0.32	15	0.25	-60 to 325/350	19091S-911UI
	25	0.52	-60 to 325/350	19091S-612UI
	30	0.25	-60 to 325/350	19091S-913UI
		1.00	-60 to 325/350	19091S-713UI

Agilent J&W High Efficiency GC columns are displayed using italicized descriptions and part numbers

Similar Phases: SPB-1, Rtx-1, BP-1, OV-1, OV-101, 007-1(MS), SP-2100, SE-30, ZB-1, AT-1, MDN-1, ZB-1, ZB-1ms

TIPS & TOOLS

Learn how to ensure an inert GC flow path with the *Agilent Ultra Inert Solutions Brochure*.
Order yours at www.agilent.com/chem/Ulorder



DB-5ms Ultra Inert

ID (mm)	Length (m)	Film (µm)	Temp Limits (°C)	7 in Cage	5 in Cage	7890/6890 LTM II Module
<i>0.18</i>	<i>20</i>	<i>0.18</i>	<i>-60 to 325/350</i>	<i>121-5522UI</i>		<i>121-5522UILTM</i>
		<i>0.36</i>	<i>-60 to 325/350</i>	<i>121-5523UI</i>		<i>121-5523UILTM</i>
0.25	15	0.25	-60 to 325/350	122-5512UI		122-5512UILTM
		1.00	-60 to 325/350	122-5513UI		
	25	0.25	-60 to 325/350	122-5522UI		122-5522UILTM
	30	0.25	-60 to 325/350	122-5532UI	122-5532UIE	122-5532UILTM
		0.50	-60 to 325/350	122-5536UI		122-5536UILTM
		1.00	-60 to 325/350	122-5533UI		122-5533UILTM
	50	0.25	-60 to 325/350	122-5552UI		
	60	0.25	-60 to 325/350	122-5562UI		
1.00		-60 to 325/350	122-5563UI			
0.32	30	0.25	-60 to 325/350	123-5532UI	123-5532UIE	
		0.50	-60 to 325/350	123-5536UI		
		1.00	-60 to 325/350	123-5533UI		
	60	1.00	-60 to 325/350	123-5563UI		

Agilent J&W High Efficiency GC columns are displayed using italicized descriptions and part numbers

Similar Phases: Rtx-5ms, Rxi-5ms, Rxi-5Sil MS, PTE-5, BPX-5, AT-5ms, ZB-5ms, ZB-5MSi, SLB-5ms, Equity-5

HP-5ms Ultra Inert

ID (mm)	Length (m)	Film (µm)	Temp Limits (°C)	7 in Cage	5 in Cage	7890/6890 LTM II Module
HP-5ms Ultra Inert						
<i>0.18</i>	<i>20</i>	<i>0.18</i>	<i>-60 to 325/350</i>	<i>19091S-577UI</i>		<i>19091S-577UILTM</i>
0.25	15	0.25	-60 to 325/350	19091S-431UI		19091S-431UILTM
		30	0.25	-60 to 325/350	19091S-433UI	19091S-433UIE
		0.50	-60 to 325/350	19091S-133UI		19091S-133UILTM
		1.00	-60 to 325/350	19091S-233UI		19091S-233UILTM
	60	0.25	-60 to 325/350	19091S-436UI		
0.32	30	0.25	-60 to 325/350	19091S-413UI		19091S-413UILTM
		1.00	-60 to 325/350	19091S-213UI		19091S-213UILTM

Agilent J&W High Efficiency GC columns are displayed using italicized descriptions and part numbers

Similar Phases: Rtx-5ms, Rxi-5ms, Rxi-5Sil MS, PTE-5, BPX-5, AT-5ms, ZB-5ms, SLB-5ms, Equity-7

DB-35ms Ultra Inert

ID (mm)	Length (m)	Film (μm)	Temp Limits ($^{\circ}\text{C}$)	7 in Cage
<i>0.18</i>	<i>20</i>	<i>0.18</i>	<i>50 to 340/360</i>	<i>121-3822UI</i>
0.25	15	0.25	50 to 340/360	122-3812UI
	30	0.25	50 to 340/360	122-3832UI
0.32	15	0.25	50 to 340/360	
	30	0.25	50 to 340/360	123-3832UI

Agilent J&W High Efficiency GC columns are displayed using italicized descriptions and part numbers

Similar Phases: Rtx-35, Rtx-35ms, Rxi-35Sil MS, SPB-35, AT-35, Sup-Herb, MDN-35, BPX-34, ZB-35, ZB-35 ht

DB-624 Ultra Inert

ID (mm)	Length (m)	Film (μm)	Temp Limits ($^{\circ}\text{C}$)	7 in Cage
<i>0.18</i>	<i>20</i>	<i>1.00</i>	<i>-20 to 260</i>	<i>121-1324UI</i>
0.25	30	1.40	-20 to 260	122-1334UI
	60	1.40	-20 to 260	122-1364UI
0.32	30	1.80	-20 to 260	123-1334UI
	60	1.80	-20 to 260	123-1364UI
0.53	30	3.00	-20 to 260	125-1334UI
	75	3.00	-20 to 260	125-1374UI

Agilent J&W High Efficiency GC columns are displayed using italicized descriptions and part numbers

TIPS & TOOLS

Complete your Ultra Inert flow path with Agilent Ultra Inert Inlet Liner, www.agilent.com/chem/uiliner



DB-Select 624 UI for <467>

ID (mm)	Length (m)	Film (µm)	Temp Limits (°C)	7 in Cage
0.25	30	1.40	40 to 260/260	122-0334UI
	60	1.40	40 to 260/260	122-0364UI
0.32	30	1.80	40 to 260/260	123-0334UI
	60	1.80	40 to 260/260	123-0364UI
0.53	30	3.00	40 to 260/260	125-0334UI

DB-UI 8270D Ultra Inert

ID (mm)	Length (m)	Film (µm)	Temp Limits (°C)	7 in Cage
<i>0.18</i>	<i>20</i>	<i>0.36</i>	<i>-60 to 325/350</i>	<i>121-9723</i>
				<i>621-9723, 6/pk*</i>
0.25	30	0.25	-60 to 325/350	122-9732
				622-9732, 6/pk*
		0.50	-60 to 325/350	122-9736

Agilent J&W High Efficiency GC columns are displayed using italicized descriptions and part numbers

*Only available in the U.S.



Agilent J&W High Efficiency GC Capillary Columns

High efficiency, high-throughput, and high resolution without the high costs

This leading-edge column technology is ideal for applications that require faster run times, such as high-throughput screening, fast process monitoring, and fast method development. In fact, Agilent High Efficiency GC columns can reduce your sample run time by 50% or more without compromising resolution.

Unlike other manufacturers' 0.1 mm id columns, Agilent's 0.15 and 0.18 mm id High Efficiency Capillary GC columns are compatible with all standard pressure capillary GC and GC/MS instruments – without expensive high-pressure modifications. They also give you:

- The flexibility to choose between helium and hydrogen carrier gases. You can stay with a helium carrier if you wish to simplify method development, or switch to a hydrogen carrier to further reduce your analysis time.
- The ability to separate samples using less carrier gas, which can lead to longer intervals between cylinder changes, increased uptime, and a lower cost per sample.

The Agilent J&W High Efficiency GC columns throughout this section are displayed using italicized descriptions and part numbers in the ordering tables.

Low-bleed GC/MS Columns

There is a rapidly increasing population of benchtop GC/MS instruments in analytical laboratories that analyze a widening range of trace level, higher temperature samples. These samples require increasingly inert, lower bleed, higher temperature columns. In response to this growing need, Agilent Technologies designed several "ms" columns to chromatograph a broader range of low level samples and generate lower bleed even at higher temperatures.

What makes an Agilent J&W low-bleed column exceptional? Its polymer chemistry and proprietary surface deactivation, both of which have contributed to columns that adhere to the tightest quality control specifications in the industry for bleed, inertness, selectivity and efficiency. Agilent J&W "ms" columns utilize special surface deactivation and siloxane chemistries which enhance the chromatographic performance of siloxane polymers.

The mass spectrum of septum bleed can look very much like GC column bleed, so the two are often confused. An easy way to tell the two apart: column bleed will be indicated by a rise in the baseline, not peaks. If you see bleed peaks, these generally come from lower quality septa or septa being used beyond their operating limits. To minimize septa contributions to background bleed, use quality Agilent BTO, Long-Life, or Advanced Green septa.



TIPS & TOOLS

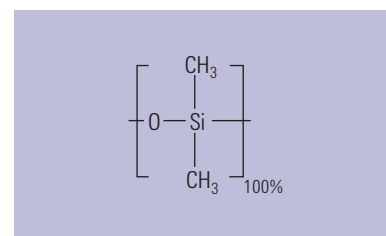
Check out Agilent's complete line of sample preparation products for any type of GC and GC/MS analysis at www.agilent.com/chem/sampleprep



DB-1ms

- 100% Dimethylpolysiloxane
- Identical selectivity to DB-1
- Non-polar
- Very low bleed characteristics, ideal for GC/MS
- Improved acid performance compared to standard 100% dimethylpolysiloxane columns
- Improved signal-to-noise ratio for better sensitivity and mass spectral integrity
- 340/360 °C upper temperature limit
- Excellent general purpose column
- Bonded and cross-linked
- Solvent rinsable

Similar Phases: SPB-1, Rtx-1, BP-1, OV-1, OV-101, 007-1(MS), SP-2100, SE-30, ZB-1, AT-1, MDN-1, ZB-1, ZB-1ms



Structure of DB-1ms

DB-1ms

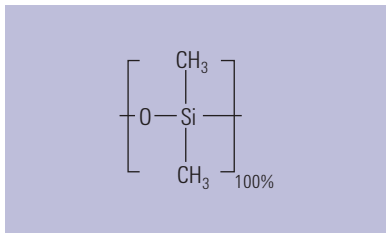
ID (mm)	Length (m)	Film (µm)	Temp Limits (°C)	7 in Cage	5 in Cage	7890/6890
						LTM II Module
0.10	10	0.10	-60 to 340/360	127-0112		127-0112LTM
		0.40	-60 to 340/360	127-0113		
	20	0.10	-60 to 340/360	127-0122		
		0.40	-60 to 340/360	127-0123		127-0123LTM
<i>0.18</i>	<i>20</i>	<i>0.18</i>	<i>-60 to 340/360</i>	<i>121-0122</i>		<i>121-0122LTM</i>
0.20	12	0.33	-60 to 340/350	128-0112		
	25	0.33	-60 to 340/350	128-0122	128-0122E	128-0122LTM
0.25	15	0.25	-60 to 340/360	122-0112	122-0112E	122-0112LTM
		30	0.10	-60 to 340/360	122-0131	
	60	0.25	-60 to 340/360	122-0132	122-0132E	
		0.25	-60 to 340/360	122-0162		
0.32	15	0.25	-60 to 340/360	123-0112		
		30	0.10	-60 to 340/360	123-0131	
	60	0.25	-60 to 340/360	123-0132		
		0.25	-60 to 340/360	123-0162		

Agilent J&W High Efficiency GC columns are displayed using italicized descriptions and part numbers

TIPS & TOOLS

Learn how the Agilent 5975T LTM GC/MSD can deliver the rapid, reliable results you need in the field or in the lab,
www.agilent.com/chem/5975T





Structure of HP-1ms

HP-1ms

- 100% Dimethylpolysiloxane
- Identical selectivity to HP-1
- Non-polar
- Low bleed characteristics
- Excellent general purpose column
- Improved signal-to-noise ratio for better sensitivity and mass spectral integrity
- Bonded and cross-linked
- Solvent rinsable

Similar Phases: Rtx-1ms, Rxi-1ms, MDN-1, AT-1, ZB-1ms, Equity-1

HP-1ms

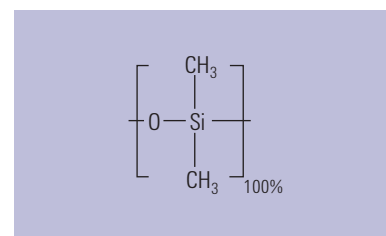
ID (mm)	Length (m)	Film (µm)	Temp Limits (°C)	7 in Cage	5 in Cage	7890/6890 LTM II Module
<i>0.18</i>	<i>20</i>	<i>0.18</i>	<i>-60 to 325/350</i>	<i>19091S-677</i>		<i>19091S-677LTM</i>
0.20	25	0.33	-60 to 325/350	19091S-602	19091S-602E	
0.25	15	0.25	-60 to 325/350	19091S-931		
		30	0.10	-60 to 325/350	19091S-833	
		0.25	-60 to 325/350	19091S-933	19091S-933E	19091S-933LTM
		0.50	-60 to 325/350	19091S-633		19091S-633LTM
		1.00	-60 to 325/350	19091S-733	19091S-733E	19091S-733LTM
0.32	60	0.25	-60 to 325/350	19091S-936	19091S-936E	
		15	0.25	-60 to 325/350	19091S-911	
	25	0.52	-60 to 325/350	19091S-612		
	30	0.25	-60 to 325/350	19091S-913	19091S-913E	
		1.00	-60 to 325/350	19091S-713		19091S-713LTM
60	0.25	-60 to 325/350	19091S-916			

Agilent J&W High Efficiency GC columns are displayed using italicized descriptions and part numbers

VF-1ms

- Highly inert, non-polar 100% dimethylpolysiloxane phase, low-bleed GC column providing increased sensitivity over a broad array of applications
- Ultra low bleed specification of 1 pA at 325 °C (30 m, 0.25 mm, 0.25 μm) for trace analysis with MS
- QC test results for retention index, efficiency, selectivity and bleed is reported with every column
- 0.15 mm id columns available for high efficiency GC and GC/MS analyses
- Supplied with EZ-GRIP to simplify column installation, coupling and operation

Similar Phases: Rtx-1ms, Rxi-1ms, MDN-1, AT-1, ZB-1ms, Equity-1



Structure of VF-1ms

VF-1ms

ID (mm)	Length (m)	Film (μm)	Temp Limits (°C)	7 in Cage	5 in Cage
0.10	10	0.10	-60 to 325/350	CP8900	
		0.40	-60 to 325/350	CP8901	
	20	0.10	-60 to 325/350	CP8902	
		0.40	-60 to 325/350	CP8903	
<i>0.15</i>	<i>10</i>	<i>0.15</i>	<i>-60 to 325/350</i>	<i>CP9030</i>	
		<i>0.15</i>	<i>-60 to 325/350</i>	<i>CP5881</i>	
	<i>20</i>	<i>0.15</i>	<i>-60 to 325/350</i>	<i>CP9031</i>	
		<i>0.60</i>	<i>-60 to 325/350</i>	<i>CP9032</i>	
0.20	12	0.33	-60 to 325/350	CP8904	
	25	0.33	-60 to 325/350	CP8905	

Agilent J&W High Efficiency GC columns are displayed using italicized descriptions and part numbers

(Continued)



Column shown with EZ-GRIP

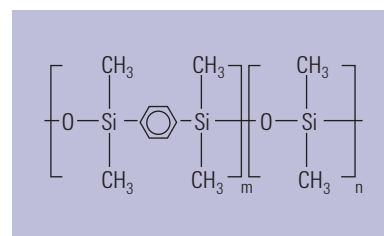
VF-1ms

ID (mm)	Length (m)	Film (µm)	Temp Limits (°C)	7 in Cage	5 in Cage
0.25	15	0.10	-60 to 325/350	CP8906	
		0.25	-60 to 325/350	CP8907	
		1.00	-60 to 325/350	CP8908	CP8908I5
	25	0.25	-60 to 325/350	CP8909	
		0.40	-60 to 325/350	CP8910	
	30	0.10	-60 to 325/350	CP8911	
		0.25	-60 to 325/350	CP8912	CP8912I5
		1.00	-60 to 325/350	CP8913	
	50	0.25	-60 to 325/350	CP8914	
0.40		-60 to 325/350	CP8915		
60	0.25	-60 to 325/350	CP8916		
	1.00	-60 to 325/350	CP8917		
0.32	15	0.10	-60 to 325/350		
		0.25	-60 to 325/350	CP8919	
		1.00	-60 to 325/350		
	25	0.25	-60 to 325/350	CP8921	
		0.40	-60 to 325/350	CP8922	
	30	0.10	-60 to 325/350	CP8923	
		0.25	-60 to 325/350	CP8924	
		0.50	-60 to 325/350	CP8925	
	50	1.00	-60 to 325/350	CP8926	
		0.25	-60 to 325/350		
	60	0.40	-60 to 325/350	CP8928	
		0.25	-60 to 325/350	CP8929	
	60	1.00	-60 to 325/350	CP8930	
	0.53	15	0.50	-60 to 325/350	CP8965
1.50			-60 to 325/350	CP8967	
30		0.50	-60 to 325/350	CP8968	
		1.00	-60 to 325/350	CP8969	
		1.50	-60 to 310/335	CP8970	

DB-5ms

- Phenyl Arylene polymer virtually equivalent to a (5%-Phenyl)-methylpolysiloxane
- Non-polar
- Very low bleed characteristics, ideal for GC/MS
- Excellent inertness for active compounds
- Improved signal-to-noise ratio for better sensitivity and mass spectral integrity
- Bonded and cross-linked
- Solvent rinsable
- Exact replacement of HP-5TA
- Close equivalent to USP Phase G27
- Test mix available

Similar Phases: Rtx-5ms, Rxi-5ms, Rxi-5Sil MS, PTE-5, BPX-5, AT-5ms, ZB-5ms, ZB-5MSi, SLB-5ms, Equity-5



Structure of DB-5ms

TIPS & TOOLS

Learn more about the Agilent 7890B GC System at www.agilent.com/chem/7890BGC



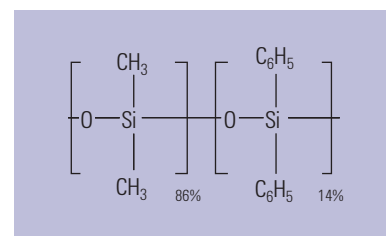
DB-5ms

ID (mm)	Length (m)	Film (µm)	Temp Limits (°C)	7 in Cage	5 in Cage	7890/6890
						LTM II Module
<i>0.18</i>	<i>20</i>	<i>0.18</i>	<i>-60 to 325/350</i>	<i>121-5522</i>	<i>121-5522E</i>	<i>121-5522LTM</i>
		<i>0.36</i>	<i>-60 to 325/350</i>	<i>121-5523</i>		<i>121-5523LTM</i>
	<i>40</i>	<i>0.18</i>	<i>-60 to 325/350</i>	<i>121-5542</i>		
0.20	12	0.33	-60 to 325/350	128-5512		
	25	0.33	-60 to 325/350	128-5522		128-5522LTM
	50	0.33	-60 to 325/350	128-5552		
0.25	15	0.10	-60 to 325/350	122-5511		122-5511LTM
		0.25	-60 to 325/350	122-5512		122-5512LTM
		0.50	-60 to 325/350	122-5516		
		1.00	-60 to 325/350	122-5513		
	25	0.25	-60 to 325/350	122-5522		122-5522LTM
		0.40	-60 to 325/350			
	30	0.10	-60 to 325/350	122-5531		
		0.25	-60 to 325/350	122-5532	122-5532E	122-5532LTM
		0.50	-60 to 325/350	122-5536	122-5536E	
		1.00	-60 to 325/350	122-5533	122-5533E	122-5533LTM
	50	0.25	-60 to 325/350	122-5552		
	60	0.10	-60 to 325/350	122-5561		
0.25		-60 to 325/350	122-5562	122-5562E		
1.00		-60 to 325/350	122-5563			
0.32	15	0.10	-60 to 325/350	123-5511		
		0.25	-60 to 325/350	123-5512		123-5512LTM
		1.00	-60 to 325/350	123-5513		123-5513LTM
	25	0.52	-60 to 325/350	123-5526		
	30	0.10	-60 to 325/350	123-5531		
		0.25	-60 to 325/350	123-5532	123-5532E	
		0.50	-60 to 325/350	123-5536		123-5536LTM
		1.00	-60 to 325/350	123-5533		123-5533LTM
	60	0.10	-60 to 325/350	123-5561		
		0.25	-60 to 325/350	123-5562		
		0.50	-60 to 325/350	123-5566		
		1.00	-60 to 325/350	123-5563		
0.53	15	1.50	-60 to 300/320	125-5512		
	30	0.50	-60 to 300/320	125-5537		
		1.00	-60 to 300/320	125-553J		125-553JLTM
		1.50	-60 to 300/320	125-5532		125-5532LTM

Agilent J&W High Efficiency GC columns are displayed using italicized descriptions and part numbers

HP-5ms

- (5%-Phenyl)-methylpolysiloxane
- Identical selectivity to HP-5
- Non-polar
- Very low bleed characteristics, ideal for GC/MS
- Excellent inertness for active compounds including acidic and basic compounds
- Improved signal-to-noise ratio for better sensitivity and mass spectral integrity
- Bonded and cross-linked
- Solvent rinsable
- Equivalent to USP Phase G27



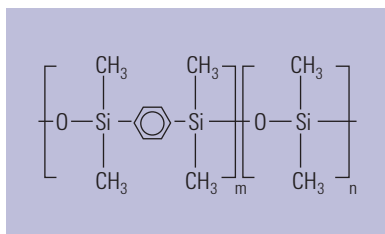
Structure of HP-5ms

Similar Phases: Rtx-5ms, Rxi-5ms, Rxi-5Sil MS, PTE-5, BPX-5, AT-5ms, ZB-5ms, SLB-5ms, Equity-5

HP-5ms

ID						7890/6890
(mm)	Length (m)	Film (µm)	Temp Limits (°C)	7 in Cage	5 in Cage	LTM II Module
<i>0.18</i>	<i>20</i>	<i>0.18</i>	<i>-60 to 325/350</i>	<i>19091S-577</i>		<i>19091S-577LTM</i>
0.20	12	0.33	-60 to 325/350	19091S-101		19091S-101LTM
	25	0.33	-60 to 325/350	19091S-102	19091S-102E	19091S-102LTM
	50	0.33	-60 to 325/350	19091S-105		
0.25	15	0.10	-60 to 325/350	19091S-331		19091S-331LTM
		0.25	-60 to 325/350	19091S-431		19091S-431LTM
		1.00	-60 to 325/350	19091S-231		
	30	0.10	-60 to 325/350	19091S-333		
		0.25	-60 to 325/350	19091S-433	19091S-433E	19091S-433LTM
		0.50	-60 to 325/350	19091S-133		
		1.00	-60 to 325/350	19091S-233	19091S-233E	
	60	0.10	-60 to 325/350	19091S-336		
0.25		-60 to 325/350	19091S-436	19091S-436E		
0.32	25	0.52	-60 to 325/350	19091S-112	19091S-112E	
		30	0.10	-60 to 325/350	19091S-313	
	30	0.25	-60 to 325/350	19091S-413	19091S-413E	19091S-413LTM
		0.50	-60 to 325/350	19091S-113		
		1.00	-60 to 325/350	19091S-213		
60	0.25	-60 to 325/350	19091S-416			

Agilent J&W High Efficiency GC columns are displayed using italicized descriptions and part numbers



Structure of VF-5ms

VF-5ms

- Highly inert 5% phenylmethyl column for increased sensitivity, accuracy and instrument uptime
- Minimal column bleed improves sensitivity – ultra low bleed specification of 1 pA at 325 °C (30 m x 0.25 mm, 0.25 μm)
- Slightly higher polarity than VF-1ms, results in improved selectivity for aromatic compounds; selectivity and excellent inertness make these columns applicable for a wide range of semi-polar and even polar compounds
- 0.15 mm id columns available for high efficiency GC and GC/MS analyses
- QC test results for retention index, efficiency, selectivity and bleed is reported with every column
- Supplied with EZ-GRIP to simplify column installation, coupling and operation

Similar Phases: Rtx-5ms, Rxi-5ms, Rxi-5Sil MS, PTE-5, BPX-5, AT-5ms, ZB-5ms, ZB-5MSi, SLB-5ms, Equity-5

VF-5ms

ID (mm)	Length (m)	Film (μm)	Temp Limits (°C)	7 in Cage	5 in Cage
0.10	10	0.40	-60 to 325/350	CP8934	
<i>0.15</i>	<i>10</i>	<i>0.15</i>	<i>-60 to 325/350</i>	<i>CP9034</i>	
	<i>15</i>	<i>0.15</i>	<i>-60 to 325/350</i>	<i>CP9035</i>	
	<i>20</i>	<i>0.15</i>	<i>-60 to 325/350</i>	<i>CP9036</i>	
		<i>0.30</i>	<i>-60 to 325/350</i>	<i>CP9037</i>	
	<i>0.60</i>	<i>-60 to 325/350</i>	<i>CP9038</i>		
0.20	<i>40</i>	<i>0.15</i>	<i>-60 to 325/350</i>	<i>CP9039</i>	
	12	0.33	-60 to 325/350	CP8935	
	25	0.33	-60 to 325/350	CP8936	
	50	0.33	-60 to 325/350	CP8937	

Agilent J&W High Efficiency GC columns are displayed using italicized descriptions and part numbers

(Continued)

TIPS & TOOLS




As part of Agilent's ongoing commitment to be your partner in chromatography, we have created a series of GC Troubleshooting videos, featuring Daron Decker, GC Applications Specialist, and Herb Brooks, Agilent Service Engineer. To view the videos, visit www.agilent.com/chem/gctroubleshooting



VF-5ms

ID (mm)	Length (m)	Film (µm)	Temp Limits (°C)	7 in Cage	5 in Cage
0.25	15	0.10	-60 to 325/350	CP8938	
		0.25	-60 to 325/350	CP8939	
		0.50	-60 to 325/350	CP8963	
		1.00	-60 to 325/350	CP8940	
	25	0.25	-60 to 325/350	CP8941	
	30	0.10	-60 to 325/350	CP8943	
		0.25	-60 to 325/350	CP8944	CP894415
		0.50	-60 to 325/350	CP8945	
		1.00	-60 to 325/350	CP8946	
	50	0.25	-60 to 325/350	CP8947	
	60	0.10	-60 to 325/350	CP8948	
		0.25	-60 to 325/350	CP8960	
1.00		-60 to 325/350	CP8949		
0.32	15	0.10	-60 to 325/350	CP8950	
		0.25	-60 to 325/350	CP8951	
	25	0.52	-60 to 325/350	CP8953	
	30	0.25	-60 to 325/350	CP8955	
		0.50	-60 to 325/350	CP8956	
		1.00	-60 to 325/350	CP8957	
	50	0.25	-60 to 325/350	CP8958	
		0.40	-60 to 325/350	CP8959	
	60	0.25	-60 to 325/350	CP8961	
		1.00	-60 to 325/350	CP8962	
0.53	15	0.50	-60 to 325/350	CP8971	
	30	0.50	-60 to 325/350	CP8974	
		1.00	-60 to 325/350	CP8975	
		1.50	-60 to 310/335	CP8976	



Column on 5 in cage

DB-XLB

- Exceptionally low bleed
- Low polarity
- Extended temperature limit of 340/360 °C
- Excellent inertness for active compounds
- Ideal for confirmational analyses
- Excellent for pesticides, herbicides, PCBs and PAHs
- Ideal for GC/MS
- Bonded and cross-linked
- Solvent rinsable

Note: DB-XLB is designed for inhibiting column bleed at high temperatures. It also appears to have inadvertently inherited an exceptional ability for separating many PCB congeners when used with MS detection. This stellar performance was maximized after careful optimization of the column dimensions, temperature programs, and carrier gas flow conditions.

(Frame, G. *Analytical Chemistry News & Features*, Aug. 1, 1997, 468A-475A)

Similar Phases: Rtx-XLB, MDN-12, ZB-XLB, ZB-XLB HT

DB-XLB

ID (mm)	Length (m)	Film (µm)	Temp Limits (°C)	7 in Cage	7890/6890 LTM II Module
<i>0.18</i>	<i>20</i>	<i>0.18</i>	<i>30 to 340/360</i>	<i>121-1222</i>	
	<i>30</i>	<i>0.18</i>	<i>30 to 340/360</i>	<i>121-1232</i>	
0.20	25	0.33	30 to 340/360	128-1222	
0.25	15	0.10	30 to 340/360	122-1211	122-1211LTM
		0.25	30 to 340/360	122-1212	
	30	0.10	30 to 340/360	122-1231	
		0.25	30 to 340/360	122-1232	122-1232LTM
		0.50	30 to 340/360	122-1236	
	60	1.00	30 to 340/360	122-1233	
60	0.25	30 to 340/360	122-1262		
0.32	30	0.25	30 to 340/360	123-1232	
		0.50	30 to 340/360	123-1236	
	60	0.25	30 to 340/360	123-1262	
0.53	15	1.50	30 to 320/340	125-1212	
	30	1.50	30 to 320/340	125-1232	

Agilent J&W High Efficiency GC columns are displayed using italicized descriptions and part numbers

VF-Xms

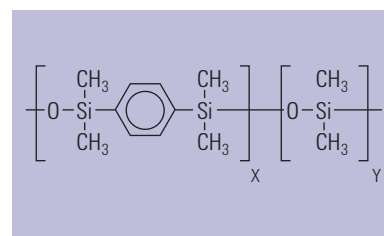
- High arylene modified phase for accurate results
- Isothermal applications up to 340 °C for a broad application range
- Ideal for confirmational analyses – more polar alternative to 5% phenyl columns
- Ultra low bleed delivers ultimate sensitivity and signal-to-noise ratio
- Provides exceptionally high selectivity for semivolatiles compounds such as pesticides and delivers high resolution with short analysis time
- Specific selectivity for chlorinated compounds
- QC test results for retention index, efficiency, selectivity and bleed is reported with every column
- 0.15 mm id columns available for high efficiency GC and GC/MS analyses
- Supplied with an EZ-GRIP to simplify column installation, coupling and operation

Similar Phases: Rtx-XLB, MDN-12, ZB-XLB, ZB-XLB HT


VF-Xms

ID (mm)	Length (m)	Film (µm)	Temp Limits (°C)	7 in Cage
<i>0.15</i>	<i>20</i>	<i>0.15</i>	<i>30 to 340/360</i>	<i>CP9041</i>
0.20	25	0.33	30 to 340/360	CP8801
0.25	30	0.10	30 to 340/360	CP8805
		0.25	30 to 340/360	CP8806
		0.50	30 to 340/360	CP8807
0.32	60	0.25	30 to 340/360	CP8809
	30	0.25	30 to 340/360	CP8813
	60	0.25	30 to 340/360	CP8816

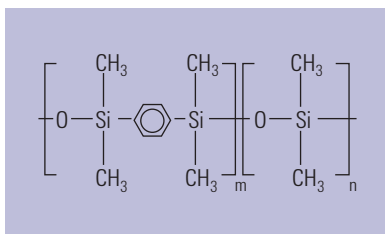
Agilent J&W High Efficiency GC columns are displayed using italicized descriptions and part numbers



Structure of VF-Xms



Column shown with EZ-GRIP



Structure of DB-35ms

DB-35ms

- Virtually equivalent to a (35%-phenyl)-methylpolysiloxane
- Mid-polarity
- Very low bleed characteristics, ideal for GC/MS
- Extended temperature limit of 340/360 °C
- Excellent inertness for active compounds
- Ideal for confirmational analyses
- Bonded and cross-linked
- Solvent rinsable
- Replaces HP-35ms
- Close equivalent to USP Phase G42

Similar Phases: Rtx-35, Rtx-35ms, Rxi-35Sil MS, SPB-35, AT-35, Sup-Herb, MDN-35, BPX-34, ZB-35, ZB-35 ht

DB-35ms

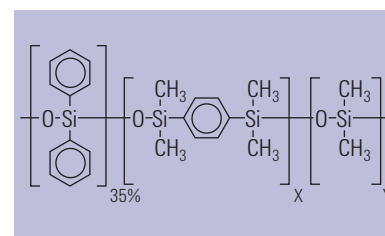
ID (mm)	Length (m)	Film (µm)	Temp Limits (°C)	7 in Cage	5 in Cage	7890/6890 LTM II Module
<i>0.18</i>	<i>20</i>	<i>0.18</i>	<i>50 to 340/360</i>	<i>121-3822</i>		
0.20	15	0.33	50 to 340/360	128-3812		
	25	0.33	50 to 340/360	128-3822		
0.25	15	0.25	50 to 340/360	122-3812		
	30	0.15	50 to 340/360	122-3831		
	30	0.25	50 to 340/360	122-3832	122-3832E	122-3832LTM
	60	0.25	50 to 340/360	122-3862		
0.32	15	0.25	50 to 340/360	123-3812		
	30	0.25	50 to 340/360	123-3832	123-3832E	
0.53	30	0.50	50 to 320/340	125-3837		
	30	1.00	50 to 320/340	125-3832		

Agilent J&W High Efficiency GC columns are displayed using italicized descriptions and part numbers

VF-35ms

- Stabilized arylene-modified equivalent of a 35% phenylmethyl phase
- Ideal for dual column confirmational analyses
- Ultra low bleed, highly stable column with a programmable maximum temperature of 360 °C
- Medium polarity column ideal for trace environmental and chemical analyses
- 0.15 mm id columns available for high efficiency GC and GC/MS analyses
- Supplied with an EZ-GRIP to simplify column installation, coupling and operation

Similar Phases: Rtx-35, Rtx-35ms, Rxi-35Sil MS, SPB-35, AT-35, Sup-Herb, MDN-35, BPX-34, ZB-35, ZB-35 ht

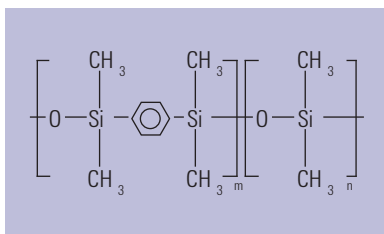


Structure of VF-35ms

VF-35ms

ID (mm)	Length (m)	Film (µm)	Temp Limits (°C)	7 in Cage
<i>0.15</i>	<i>10</i>	<i>0.15</i>	<i>40 to 340/360</i>	<i>CP5887</i>
	<i>20</i>	<i>0.15</i>	<i>40 to 340/360</i>	<i>CP5889</i>
0.20	15	0.33	40 to 340/360	CP8872
	25	0.33	40 to 340/360	CP8873
0.25	15	0.25	40 to 340/360	CP8874
		0.10	40 to 340/360	CP8875
	30	0.25	40 to 340/360	CP8877
		0.50	40 to 340/360	CP8878
		1.00	40 to 340/360	CP8879
		0.25	40 to 340/360	CP8880
0.32	30	0.25	40 to 340/360	CP8882
		0.50	40 to 340/360	CP8883
		1.00	40 to 340/360	CP8884
0.53	30	1.00	40 to 325/350	CP8888

Agilent J&W High Efficiency GC columns are displayed using italicized descriptions and part numbers



Structure of DB-17ms

DB-17ms

- Virtually equivalent to (50%-phenyl)-methylpolysiloxane
- 320/340 °C upper temperature limit
- Very low bleed mid-polarity column, ideal for GC/MS
- Excellent inertness for active compounds
- Enhanced mass spectral integrity
- Bonded and cross-linked
- Solvent rinsable
- Excellent choice for CLP pesticides

Similar Phases: Rxi-17Sil MS, Rtx-50, 007-17, SP-2250, SPB-50, BPX-50, SPB-17, AT-50

DB-17ms

ID (mm)	Length (m)	Film (µm)	Temp Limits (°C)	7 in Cage	5 in Cage	7890/6890
						LTM II Module
<i>0.18</i>	<i>20</i>	<i>0.18</i>	<i>40 to 320/340</i>	<i>121-4722</i>		<i>121-4722LTM</i>
0.25	15	0.15	40 to 320/340	122-4711		122-4711LTM
		0.25	40 to 320/340	122-4712		122-4712LTM
	30	0.15	40 to 320/340	122-4731		
		0.25	40 to 320/340	122-4732	122-4732E	122-4732LTM
0.32	15	0.25	40 to 320/340	123-4712		
	30	0.25	40 to 320/340	123-4732		123-4732LTM

Agilent J&W High Efficiency GC columns are displayed using italicized descriptions and part numbers



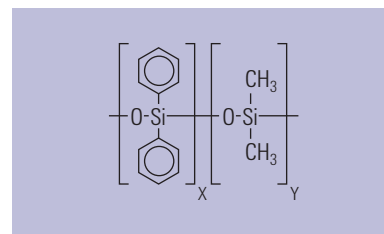
TIPS & TOOLS

View the latest GC column focused applications, products and educational resources at www.agilent.com/chem/myGCColumns

VF-17ms

- 50% phenyl/50% dimethylpolysiloxane, medium polarity phase
- Ultra low bleed
- Proprietary deactivation technology and manufacturing process improves column stability, resulting in improved column-to-column repeatability and column lifetimes
- Ideal for environmental and research methods
- Ultra low bleed specification at 2 pA at 325 °C (0.25 mm x 30 m, 0.25 µm)
- Ideal EPA confirmation column for ultimate confidence
- Bonded and cross-linked
- Solvent rinsable
- 0.15 mm id columns available for high efficiency GC and GC/MS analyses
- Supplied with an EZ-GRIP to simplify column installation, coupling and operation

Similar Phases: Rxi-17Sil MS, Rtx-50, 007-17, SP-2250, SPB-50, BPX-50, SPB-17, AT-50

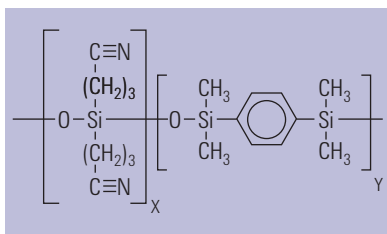


Structure of VF-17ms

VF-17ms

ID (mm)	Length (m)	Film (µm)	Temp Limits (°C)	7 in Cage	5 in Cage
0.10	10	0.20	40 to 330/360	CP8977	
<i>0.15</i>	<i>10</i>	<i>0.15</i>	<i>40 to 330/360</i>	<i>CP5882</i>	
	<i>15</i>	<i>0.15</i>	<i>40 to 330/360</i>	<i>CP5883</i>	
	<i>20</i>	<i>0.15</i>	<i>40 to 330/360</i>	<i>CP5884</i>	
0.25	15	0.25	40 to 330/360	CP8979	
	15	0.50	40 to 330/360	CP8980	
	30	0.15	40 to 330/360	CP8981	
				CP8982	CP898215
				CP8983	
	60	0.25	40 to 330/360	CP8984	
0.32	15	0.15	40 to 330/360	CP8986	
		0.25	40 to 330/360	CP8990	
		0.50	40 to 330/360	CP8991	
0.53	15	1.00	40 to 330/360	CP8996	
		1.50	40 to 310/340	CP8998	
	30	1.00	40 to 310/340	CP9001	
		1.50	40 to 310/340	CP9002	

Agilent J&W High Efficiency GC columns are displayed using italicized descriptions and part numbers



Structure of VF-23ms

VF-23ms

- High polarity and highly substituted cyanopropyl low bleed phase
- Engineered for accurate analysis of very polar analytes
- 100% bonded phase permits column rinsing to enhance column lifetime
- Operating temperature up to 260 °C
- Expands application ranges to higher molecular weight compounds
- 0.15 mm id columns available for high efficiency GC and GC/MS analyses
- Supplied with an EZ-GRIP to simplify column installation, coupling and operation

Similar Phases: SP-2330, Rtx-2330, 007-23, AT-Silar, BPX-70, SP-2340

VF-23ms

ID (mm)	Length (m)	Film (µm)	Temp Limits (°C)	7 in Cage	5 in Cage
0.25	30	0.15	40 to 260/260	CP8821	
		0.25	40 to 260/260	CP8822	CP882215
	60	0.25	40 to 260/260	CP8824	CP882415
0.32	30	0.25	40 to 260/260	CP8827	
		60	0.15	40 to 260/260	CP8828
			0.25	40 to 260/260	CP8829
0.53	30	0.50	40 to 245/245	CP8831	

VF-200ms

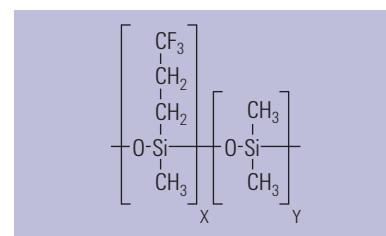
- Trifluoropropyl phase has very high temperature stability and can be used routinely up to 350 °C
- Ideally suited for analyses of ketones, aldehydes, nitro- or chloro-containing compounds, PAHs, unsaturated compounds, silanes, and CFCs
- Optimized deactivation for symmetrical peak shape
- Ultra-low bleed for trace analysis
- 0.15 mm id columns available for high efficiency GC and GC/MS analyses
- Supplied with an EZ-GRIP to simplify column installation, coupling and operation

Similar Phases: Rtx-200

VF-200ms

ID (mm)	Length (m)	Film (µm)	Temp Limits (°C)	7 in Cage	5 in Cage	
<i>0.15</i>	<i>20</i>	<i>0.15</i>	<i>0 to 325/350</i>	<i>CP5891</i>		
		<i>0.60</i>	<i>0 to 325/350</i>	<i>CP5892</i>		
0.25	15	0.25	0 to 325/350	CP8855		
		30	0.10	0 to 325/350	CP8857	
			0.25	0 to 325/350	CP8858	
			0.50	0 to 325/350	CP8859	CP885915
			1.00	0 to 325/350	CP8860	
60	0.25	0 to 325/350	CP8861			
0.32	30	0.50	0 to 325/350	CP8864		
		1.00	0 to 325/350	CP8865		
0.53	30	0.50	0 to 300/325	CP8867		
		1.00	0 to 300/325	CP8868		

Agilent J&W High Efficiency GC columns are displayed using italicized descriptions and part numbers



Structure of VF-200ms

DB-225ms

- Virtually equivalent to (50%-cyanopropylphenyl)-methylpolysiloxane
- Mid/high polarity
- Excellent for separations of cis- and trans-fatty acid methyl esters (FAMES)
- Low bleed
- Bonded and cross-linked
- Solvent rinsable
- Close equivalent to USP Phase G7

Similar Phases: SP-2330, Rtx-225, BP-225, OV-225, 007-225, AT-225

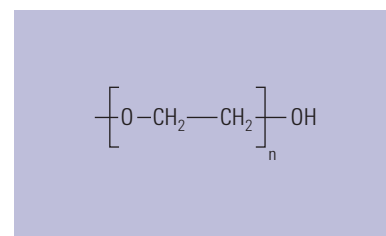
DB-225ms

ID (mm)	Length (m)	Film (μm)	Temp Limits (°C)	7890/6890		
				7 in Cage	5 in Cage	LTM II Module
0.25	15	0.25	40 to 240	122-2912		122-2912LTM
	30	0.25	40 to 240	122-2932	122-2932E	122-2932LTM
	60	0.25	40 to 240	122-2962		
0.32	30	0.25	40 to 240	123-2932		

VF-WAXms

- Specially designed WAX phase designed for accurate MS results with polar compounds
- Operating temperature range of 20 °C to 250 °C
- Improves signal-to-noise ratio for trace analyses
- Ideal for GC/MS food, flavor and fragrance applications, especially where trace analyses are required
- Ultra low bleed provides increased sensitivity and extended column lifetime at higher temperatures
- Improved performance with no change in the typical selectivity of PEG
- 0.15 mm id columns available for high efficiency GC and GC/MS analyses
- Supplied with an EZ-GRIP to simplify column installation, coupling and operation

Similar Phases: SUPELCO WAX 10, SUPEROX II, CB-WAX, Stabilwax, BP-20, 007-CW, Carbowax, Rtx-WAX, ZB-WAX, ZB-WAX plus



Structure of VF-WAXms

VF-WAXms

ID (mm)	Length (m)	Film (µm)	Temp Limits (°C)	7 in Cage	5 in Cage
0.10	10	0.10	20 to 250/260	CP9219	
		0.20	20 to 250/260	CP9218	
	20	0.10	20 to 250/260	CP9229	
<i>0.15</i>	<i>15</i>	<i>0.15</i>	<i>20 to 250/260</i>	<i>CP9201</i>	
	<i>20</i>	<i>0.15</i>	<i>20 to 250/260</i>	<i>CP9220</i>	
	<i>30</i>	<i>0.15</i>	<i>20 to 250/260</i>	<i>CP9202</i>	
0.25	15	0.25	20 to 250/260	CP9203	
		0.50	20 to 250/260	CP9221	
	25	0.20	20 to 250/260	CP9204	
		30	0.25	20 to 250/260	CP9205
	0.50		20 to 250/260	CP9222	
	1.00		20 to 240	CP9206	
	60	0.25	20 to 250/260	CP9207	
		0.50	20 to 240	CP9223	

Agilent J&W High Efficiency GC columns are displayed using italicized descriptions and part numbers

(Continued)

VF-WAXms

ID (mm)	Length (m)	Film (µm)	Temp Limits (°C)	7 in Cage	5 in Cage
0.32	30	0.25	20 to 250/260	CP9212	
		0.50	20 to 250/260	CP9210	
		1.00	20 to 240	CP9211	
	60	0.25	20 to 250/260	CP9214	
		0.50	20 to 240	CP9225	
		1.00	20 to 230	CP9213	
0.53	15	1.00	20 to 250/260	CP9226	
		2.00	20 to 240		
	30	1.00	20 to 240	CP9215	
		2.00	20 to 230	CP9216	
	60	1.00	20 to 230	CP9228	
		2.00	20 to 220	CP9217	



TIPS & TOOLS

As a special MS-type phase, the VF-WAXms column generates less bleed, and therefore less noise and higher signal-to-noise ratios for critical components.

VF-624ms and VF-1301ms

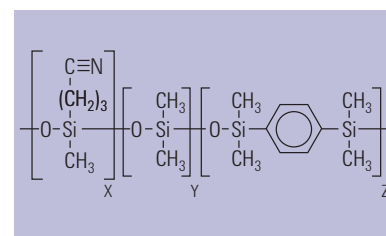
- VF-624ms is designed for analyzing solvents according to EPA Methods 524, 624 and 8260, as well as USP 467
- VF-1301ms ultra-low-bleed thin-film has a similar selectivity to 624 and is suitable for semivolatile organic solvents, as well as PCBs and pesticides
- Enhanced selectivity for USP 467 eliminates co-elution of benzene and 1,2-dichloroethane
- Mid polarity
- Low bleed
- 0.15 mm id columns available for high efficiency GC and GC/MS analyses
- Supplied with an EZ-GRIP to simplify column installation, coupling and operation

Similar Phases: AT-624, Rxi-624 Sil MS, Rtx-624, PE-624, 007-624, 007-502, ZB-624

VF-624ms

ID (mm)	Length (m)	Film (µm)	Temp Limits (°C)	7 in Cage	5 in Cage
<i>0.15</i>	<i>15</i>	<i>0.84</i>	<i>-40 to 280/300</i>	<i>CP9101</i>	
	<i>20</i>	<i>0.84</i>	<i>-40 to 280/300</i>	<i>CP9100</i>	
	<i>30</i>	<i>0.84</i>	<i>-40 to 280/300</i>	<i>CP9109</i>	
	<i>40</i>	<i>0.84</i>	<i>-40 to 280/300</i>	<i>CP9110</i>	
0.25	30	1.40	-40 to 280/300	CP9102	CP910215
	60	1.40	-40 to 280/300	CP9103	CP910315
0.32	30	1.80	-40 to 280/300	CP9104	CP910415
	60	1.80	-40 to 280/300	CP9105	
0.53	30	3.00	-40 to 280/300	CP9106	CP910615
	60	3.00	-40 to 265/280	CP9107	
	75	3.00	-40 to 265/280	CP9108	

Agilent J&W High Efficiency GC columns are displayed using italicized descriptions and part numbers



Structure of VF-624ms and VF-1301ms

Similar Phases: Rtx-1301, PE-1301

VF-1301ms

ID (mm)	Length (m)	Film (µm)	Temp Limits (°C)	7 in Cage
0.10	10	1.00	-40 to 280/300	CP9066
0.25	30	0.25	-40 to 280/300	CP9053
		1.00	-40 to 280/300	CP9054
	60	0.25	-40 to 280/300	CP9055
		1.00	-40 to 280/300	CP9056
0.32	15	0.25	-40 to 280/300	CP9057
		1.00	-40 to 280/300	CP9058
0.53	15	1.00	-40 to 280/300	CP9062
	30	1.00	-40 to 280/300	CP9063
		1.50	-40 to 280/300	CP9064

TIPS & TOOLS



Ensure a lifetime of peak performance and maximum productivity with Agilent's comprehensive GC supplies portfolio. Learn more at www.agilent.com/chem/GCsupplies



VF-1701ms

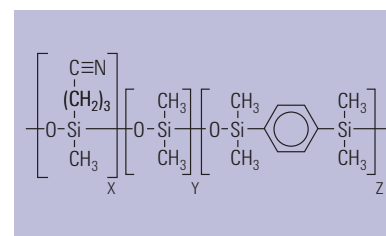
- Ultra-low bleed 14% cyanopropyl/phenyl/86% polydimethylsiloxane phase
- Mid polarity
- Ideal for pesticides, PCBs and semi-volatile organic compounds
- Highly inert for difficult analytes such as p,p'-DDT
- Deactivated for accurate trace analysis
- Engineered for reduced bleed, (bleed specification is 2 pA at 280 °C for a 0.25 mm x 60 m, 0.25 µm id column)
- 0.15 mm id columns available for high efficiency GC and GC/MS analyses
- Supplied with an EZ-GRIP to simplify column installation, coupling and operation

Similar Phases: SPB-1701, Rtx-1701, BP-10, OV-1701, 007-1701, ZB-1701

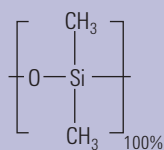
VF-1701ms

ID (mm)	Length (m)	Film (µm)	Temp Limits (°C)	7 in Cage	5 in Cage
<i>0.15</i>	<i>20</i>	<i>0.15</i>	<i>-20 to 280/300</i>	<i>CP9145</i>	
0.25	30	0.15	-20 to 280/300	CP9150	
		0.25	-20 to 280/300	CP9151	CP915115
		1.00	-20 to 280/300	CP9152	CP915215
	60	0.25	-20 to 280/300	CP9154	
0.32	30	0.25	-20 to 280/300	CP9162	
		1.00	-20 to 280/300	CP9163	
	60	0.25	-20 to 280/300	CP9165	
		1.00	-20 to 280/300	CP9166	
0.53	30	0.50	-20 to 280/300	CP9170	
		1.00	-20 to 280/300	CP9171	

Agilent J&W High Efficiency GC columns are displayed using italicized descriptions and part numbers



Structure of VF-1701ms



Structure of DB-1

Premium Polysiloxane Columns

Polysiloxanes are the most common stationary phases. They are available in the greatest variety and are stable, robust and versatile. Standard polysiloxanes are characterized by the repeating siloxane backbone. Each silicon atom contains two functional groups. The type and percent level of substitution of the groups distinguish each stationary phase and its properties.

DB-1

- 100% Dimethylpolysiloxane
- Non-polar
- Excellent general purpose column
- Wide range of applications
- Low bleed
- High temperature limit
- Bonded and cross-linked
- Solvent rinsable
- Wide range of column dimensions available
- Equivalent to USP Phase G2

Similar Phases: SPB-1, Rtx-1, BP-1, OV-1, OV-101, 007-1(MS), SP-2100, SE-30, ZB-1, AT-1, MDN-1, ZB-1

DB-1

ID (mm)	Length (m)	Film (µm)	Temp Limits (°C)	7 in Cage	5 in Cage	7890/6890
						LTM II Module
0.05	10	0.05	-60 to 325/350	126-1012		
		0.20	-60 to 325/350	126-1013		
0.10	5	0.12	-60 to 325/350	127-100A		127-100ALTM
		0.10	-60 to 325/350	127-1012	127-1012E	
	0.40	-60 to 325/350	127-1013	127-1013E	127-1013LTM	
		0.10	-60 to 325/350	127-1022	127-1022E	
	0.40	-60 to 325/350	127-1023		127-1023LTM	
		40	0.20	-60 to 325/350	127-1046	127-1046E
	0.40	-60 to 325/350	127-1043			

(Continued)

DB-1

ID (mm)	Length (m)	Film (µm)	Temp Limits (°C)	7 in Cage	5 in Cage	7890/6890
						LTM II Module
<i>0.15</i>	<i>10</i>	<i>1.20</i>	<i>-60 to 325/350</i>	<i>12A-1015</i>		<i>12A-1015LTM</i>
<i>0.18</i>	<i>10</i>	<i>0.18</i>	<i>-60 to 325/350</i>	<i>121-1012</i>	<i>121-1012E</i>	<i>121-1012LTM</i>
		<i>0.20</i>	<i>-60 to 325/350</i>	<i>121-101A</i>		<i>121-101ALTM</i>
		<i>0.40</i>	<i>-60 to 325/350</i>	<i>121-1013</i>		<i>121-1013LTM</i>
	<i>20</i>	<i>0.18</i>	<i>-60 to 325/350</i>	<i>121-1022</i>	<i>121-1022E</i>	<i>121-1022LTM</i>
		<i>0.40</i>	<i>-60 to 325/350</i>	<i>121-1023</i>		<i>121-1023LTM</i>
	<i>40</i>	<i>0.40</i>	<i>-60 to 325/350</i>	<i>121-1043</i>		
<i>0.20</i>	<i>12</i>	<i>0.33</i>	<i>-60 to 325/350</i>	<i>128-1012</i>		<i>128-1012LTM</i>
	<i>25</i>	<i>0.33</i>	<i>-60 to 325/350</i>	<i>128-1022</i>		<i>128-1022LTM</i>
	<i>30</i>	<i>0.80</i>	<i>-60 to 325/350</i>	<i>128-1034</i>		
	<i>50</i>	<i>0.33</i>	<i>-60 to 325/350</i>	<i>128-1052</i>		
<i>0.25</i>	<i>15</i>	<i>0.10</i>	<i>-60 to 325/350</i>	<i>122-1011</i>		
		<i>0.25</i>	<i>-60 to 325/350</i>	<i>122-1012</i>		<i>122-1012LTM</i>
		<i>1.00</i>	<i>-60 to 325/350</i>	<i>122-1013</i>		
	<i>25</i>	<i>0.25</i>	<i>-60 to 325/350</i>	<i>122-1022</i>		<i>122-1022LTM</i>
	<i>30</i>	<i>0.10</i>	<i>-60 to 325/350</i>	<i>122-1031</i>		
		<i>0.25</i>	<i>-60 to 325/350</i>	<i>122-1032</i>	<i>122-1032E</i>	<i>122-1032LTM*</i>
		<i>0.50</i>	<i>-60 to 325/350</i>	<i>122-103E</i>		<i>122-103ELTM</i>
		<i>1.00</i>	<i>-60 to 325/350</i>	<i>122-1033</i>	<i>122-1033E</i>	<i>122-1033LTM</i>
	<i>50</i>	<i>0.25</i>	<i>-60 to 325/350</i>	<i>122-1052</i>		
	<i>60</i>	<i>0.10</i>	<i>-60 to 325/350</i>	<i>122-1061</i>		
		<i>0.25</i>	<i>-60 to 325/350</i>	<i>122-1062</i>		
		<i>0.50</i>	<i>-60 to 325/350</i>	<i>122-106E</i>		
		<i>1.00</i>	<i>-60 to 325/350</i>	<i>122-1063</i>		
	<i>100</i>	<i>0.50</i>	<i>-60 to 325/350</i>	<i>122-10AE</i>		
	<i>150</i>	<i>1.00</i>	<i>-60 to 325/350</i>	<i>122-10G3</i>		

Agilent J&W High Efficiency GC columns are displayed using italicized descriptions and part numbers

(Continued)

DB-1

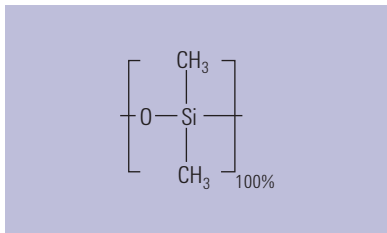
ID (mm)	Length (m)	Film (µm)	Temp Limits (°C)	7 in Cage	5 in Cage	7890/6890
						LTM II Module
0.32	15	0.10	-60 to 325/350	123-1011		123-1011LTM
		0.25	-60 to 325/350	123-1012		123-1012LTM
		1.00	-60 to 325/350	123-1013		
		3.00	-60 to 280/300	123-1014		
		5.00	-60 to 280/300	123-1015		123-1015LTM
	25	0.12	-60 to 325/350	123-1027		
		0.25	-60 to 325/350	123-1022		
		0.52	-60 to 325/350	123-1026		
		1.05	-60 to 325/350	123-102F		
	30	0.10	-60 to 325/350	123-1031		
		0.25	-60 to 325/350	123-1032		123-1032LTM
		0.50	-60 to 325/350	123-103E		123-103ELTM
		1.00	-60 to 325/350	123-1033	123-1033E	123-1033LTM
		1.50	-60 to 300/320	123-103B		123-103BLTM
		3.00	-60 to 280/300	123-1034		
		5.00	-60 to 280/300	123-1035		123-1035LTM
	50	0.25	-60 to 325/350	123-1052		
		0.52	-60 to 325/350	123-1056		
		1.05	-60 to 325/350	123-105F		
		1.20	-60 to 325/350	123-105C		
5.00		-60 to 280/300	123-1055			
60	0.10	-60 to 325/350	123-1061			
	0.25	-60 to 325/350	123-1062	123-1062E		
	0.50	-60 to 325/350	123-106E			
	1.00	-60 to 325/350	123-1063	123-1063E		
	1.50	-60 to 300/320	123-106B	123-106BE		
	2.00	-60 to 280/300	123-106G			
	3.00	-60 to 280/300	123-1064	123-1064E		
	5.00	-60 to 280/300	123-1065	123-1065E		
0.45	30	1.27	-60 to 325/350	124-1032		
		2.55	-60 to 260/280	124-1034		

(Continued)



DB-1

ID (mm)	Length (m)	Film (μm)	Temp Limits ($^{\circ}\text{C}$)	7 in Cage	5 in Cage	7890/6890
						LTM II Module
0.53	5	2.65	-60 to 325/350	125-100B		
		5.00	-60 to 325/350	125-1005		125-1005LTM
7.5	1.50	-60 to 325/350	125-1002			
10	2.65	-60 to 260/280	125-10HB	125-10HBE	125-10HBLTM	
		5.00	-60 to 260/280	125-10H5		
15	0.15	-60 to 340/360	125-1011	125-1011E	125-1011LTM	
		-60 to 320/340	125-101K			
		-60 to 300/320	125-1017			
		-60 to 300/320	125-101J			
		-60 to 300/320	125-1012	125-1012E	125-1012LTM	
		-60 to 260/280	125-1014			
		-60 to 260/280	125-1015			125-1015LTM
25	1.00	-60 to 300/320	125-102J			
		-60 to 260/280	125-1025			125-1025LTM
30	0.10	-60 to 340/360	125-1039			
		-60 to 320/340	125-103K	125-103KE	125-103KLTM	
		-60 to 300/320	125-1037			
		-60 to 300/320	125-103J			125-103JLTM
		-60 to 300/320	125-1032			125-1032LTM
		-60 to 260/280	125-103B			
		-60 to 260/280	125-1034	125-1034E	125-1034LTM	
		-60 to 260/280	125-1035	125-1035E	125-1035LTM	
50	5.00	-60 to 260/280	125-1055			
60	1.00	-60 to 300/320	125-106J	125-106JE		
		-60 to 300/320	125-1062	125-1062E		
		-60 to 260/280	125-1064			
		-60 to 260/280	125-1065	125-1065E		
105	5.00	-60 to 260/280	125-10B5			



Structure of HP-1

HP-1

- 100% Dimethylpolysiloxane
- Non-polar
- Excellent general purpose column – "Industry Standard"
- Wide range of applications
- Recommended for low molecular weight alcohols (<C₅)
- High temperature limit
- Bonded and cross-linked
- Solvent rinsable
- Wide range of column dimensions available
- Equivalent to USP Phase G2

Similar Phases: SPB-1, Rtx-1, BP-1, OV-1, OV-101, 007-1(MS), SP-2100, SE-30, ZB-1, AT-1, MDN-1, ZB-1

HP-1

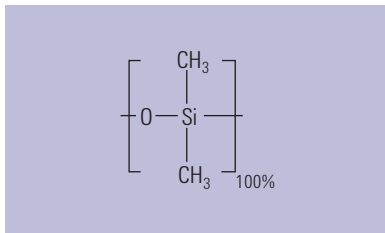
ID (mm)	Length (m)	Film (µm)	Temp Limits (°C)	7 in Cage	5 in Cage	7890/6890 LTM II Module
<i>0.18</i>	<i>20</i>	<i>0.18</i>	<i>-60 to 325/350</i>	<i>19091Z-577</i>	<i>19091Z-577E</i>	
0.20	12	0.33	-60 to 325/350	19091-60312		
	17	0.11	-60 to 325/350	19091Z-008		
	25	0.11	-60 to 325/350	19091Z-002		19091Z-002LTM
		0.33	-60 to 325/350	19091Z-102	19091Z-102E	
		0.50	-60 to 325/350	19091Z-202		19091Z-202LTM
	50	0.11	-60 to 325/350	19091Z-005		
		0.33	-60 to 325/350	19091Z-105		
		0.50	-60 to 325/350	19091Z-205		
0.25	15	0.10	-60 to 325/350	19091Z-331		
		0.25	-60 to 325/350	19091Z-431		
		1.00	-60 to 325/350	19091Z-231		
	30	0.10	-60 to 325/350	19091Z-333		
		0.25	-60 to 325/350	19091Z-433	19091Z-433E	
		1.00	-60 to 325/350	19091Z-233	19091Z-233E	
	60	0.25	-60 to 325/350	19091Z-436		
		1.00	-60 to 325/350	19091Z-236	19091Z-236E	
		100	0.50	-60 to 325/350	19091Z-530	19091Z-530E

Agilent J&W High Efficiency GC columns are displayed using italicized descriptions and part numbers

(Continued)

HP-1

ID (mm)	Length (m)	Film (µm)	Temp Limits (°C)	7 in Cage	5 in Cage	7890/6890 LTM II Module
0.32	15	0.25	-60 to 325/350	19091Z-411		
		1.00	-60 to 325/350	19091Z-211		
	25	0.17	-60 to 325/350	19091Z-012		19091Z-012LTM
		0.52	-60 to 325/350	19091Z-112	19091Z-112E	
		1.05	-60 to 325/350	19091Z-212		
	30	0.10	-60 to 325/350	19091Z-313		19091Z-313LTM
		0.25	-60 to 325/350	19091Z-413	19091Z-413E	
		1.00	-60 to 325/350	19091Z-213	19091Z-213E	
		3.00	-60 to 260/280	19091Z-513	19091Z-513E	
		4.00	-60 to 260/280	19091Z-613		19091Z-613LTM
		5.00	-60 to 260/280	19091Z-713	19091Z-713E	19091Z-713LTM
	50	0.17	-60 to 325/350	19091Z-015		
		0.52	-60 to 325/350	19091Z-115	19091Z-115E	
		1.05	-60 to 325/350	19091Z-215		
	60	0.25	-60 to 325/350	19091Z-416		
1.00		-60 to 325/350	19091Z-216	19091Z-216E		
5.00		-60 to 260/280	19091Z-716			
0.53	5	0.15	-60 to 320/400	19095Z-220		
		0.88	-60 to 320/400	19095Z-020		
		2.65	-60 to 260/280	19095S-100	19095S-100E	
	7.5	5.00	-60 to 260/280	19095Z-627		
	10	0.88	-60 to 300/320	19095Z-021	19095Z-021E	19095Z-021LTM
		2.65	-60 to 260/280	19095Z-121	19095Z-121E	19095Z-121LTM
	15	0.15	-60 to 320/400	19095Z-221	19095Z-221E	
		1.50	-60 to 300/320	19095Z-321		
		3.00	-60 to 260/280	19095Z-421		
		5.00	-60 to 260/280	19095Z-621		
	30	0.88	-60 to 300/320	19095Z-023	19095Z-023E	19095Z-023LTM
		1.50	-60 to 300/320	19095Z-323	19095Z-323E	
		2.65	-60 to 260/280	19095Z-123	19095Z-123E	19095Z-123LTM
		3.00	-60 to 260/280	19095Z-423	19095Z-423E	
		5.00	-60 to 260/280	19095Z-623	19095Z-623E	19095Z-623LTM
	60	5.00	-60 to 260/280	19095Z-626		



Structure of CP-Sil 5 CB

CP-Sil 5 CB

- 100% Dimethylpolysiloxane
- Non-polar
- General purpose phase
- Bonded and cross-linked
- Solvent rinsable
- Available in fused silica or UltiMetal
- Separation almost entirely based on boiling points, making this column suitable for a wide range of applications with a broad temperature range
- High temperature limit
- Supplied with an EZ-GRIP to simplify column installation, coupling and operation

Similar Phases: SPB-1, Rtx-1, BP-1, OV-1, OV-101, 007-1(MS), SP-2100, SE-30, ZB-1, AT-1, MDN-1, ZB-1

CP-Sil 5 CB

ID (mm)	Length (m)	Film (µm)	Temp Limits (°C)	7 in Cage	5 in Cage
0.10	10	0.10	-60 to 330/350	CP7311	
		0.12	-60 to 330/350	CP7310	
<i>0.15</i>	<i>10</i>	<i>0.12</i>	<i>-60 to 330/350</i>	<i>CP7684</i>	
		<i>2.00</i>	<i>-60 to 325/350</i>	<i>CP7682</i>	
	<i>25</i>	<i>0.12</i>	<i>-60 to 330/350</i>	<i>CP7694</i>	
		<i>1.20</i>	<i>-60 to 325/350</i>	<i>CP7693</i>	
		<i>2.00</i>	<i>-60 to 325/350</i>	<i>CP7692</i>	
0.20	25	0.33	-60 to 325/350	CP7622	
0.25	10	0.12	-60 to 330/350	CP7700	
		0.25	-60 to 330/350	CP8510	
	25	0.12	-60 to 330/350	CP7710	
		0.25	-60 to 330/350	CP7441	
		0.40	-60 to 325/350	CP7709	
		1.20	-60 to 325/350	CP7670	CP7670I5
	30	0.10	-60 to 330/350	CP8710	
		0.25	-60 to 330/350	CP8741	CP8741I5
		1.00	-60 to 325/350	CP8770	
	50	0.12	-60 to 330/350	CP7720	
		0.25	-60 to 330/350	CP7443	CP7443I5
		0.40	-60 to 325/350	CP7719	
	60	0.25	-60 to 330/350	CP8743	
		1.00	-60 to 325/350	CP8780	

Agilent J&W High Efficiency GC columns are displayed using italicized descriptions and part numbers

(Continued)

CP-Sil 5 CB

ID (mm)	Length (m)	Film (μm)	Temp Limits ($^{\circ}\text{C}$)	7 in Cage	5 in Cage
0.32	10	0.12	-60 to 330/350	CP7730	
		1.20	-60 to 325/350	CP7758	
	15	0.10	-60 to 330/350	CP8529	
		0.25	-60 to 325/350	CP8530	
		3.00	-60 to 325/350	CP8550	
		1.00	-60 to 325/350	CP8540	
		5.00	-60 to 300/325	CP8560	
	25	0.12	-60 to 330/350	CP7740	
		0.25	-60 to 325/350	CP7442	
		0.40	-60 to 325/350	CP7739	
		0.52	-60 to 325/350	CP8430	
		1.20	-60 to 325/350	CP7760	
		5.00	-60 to 300/325	CP7680	CP7680I5
	30	0.25	-60 to 325/350	CP8742	
		1.00	-60 to 325/350	CP8760	
		3.00	-60 to 310/335	CP8687	CP8687I5
		5.00	-60 to 300/325	CP8688	CP8688I5
	50	0.12	-60 to 330/335	CP7750	CP7750I5
		0.25	-60 to 325/350	CP7444	
		0.40	-60 to 325/350	CP7749	CP7749I5
1.20		-60 to 325/350	CP7770	CP7770I5	
5.00		-60 to 300/325	CP7690	CP7690I5	
60	0.25	-60 to 325/350	CP8744		
	1.00	-60 to 325/350	CP8870		
	3.00	-60 to 310/335	CP8689		
	5.00	-60 to 300/325	CP8690	CP8690I5	

(Continued)

CP-Sil 5 CB

ID (mm)	Length (m)	Film (µm)	Temp Limits (°C)	7 in Cage	5 in Cage	
0.53	10	1.00	-60 to 315/340	CP7625		
		2.00	-60 to 305/330	CP7620		
		5.00	-60 to 290/325	CP7645		
	15	0.15	-60 to 330/350	CP8673		
		1.50	-60 to 305/330	CP8674		
		3.00	-60 to 300/325	CP8675		
		5.00	-60 to 290/325	CP8676		
	20	5.00	-60 to 290/325	CP8774		
	25	1.00	-60 to 315/340	CP7635		
		2.00	-60 to 305/330	CP7630		
		5.00	-60 to 290/325	CP7675		
	30	1.50	-60 to 305/330	CP8735	CP8735I5	
		2.00	-60 to 305/330	CP8730		
		3.00	-60 to 300/325	CP8677		
		5.00	-60 to 290/325	CP8775		
	50	1.00	-60 to 315/340	CP7695		
		2.00	-60 to 305/330	CP7640		
		5.00	-60 to 290/325	CP7685	CP7685I5	
60	1.50	-60 to 305/330	CP8799			
	5.00	-60 to 290/325	CP8685			
100	0.50	-60 to 325/350	CP7608			
	5.00	-60 to 290/325	CP7688			

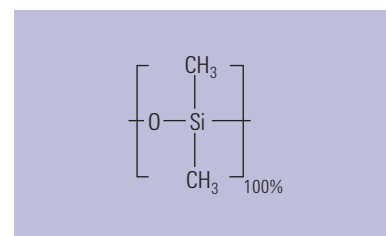
CP-Sil 5 CB UltiMetal

ID (mm)	Length (m)	Film (µm)	Temp Limits (°C)	7 in Cage
0.53	10	2.00	-60 to 325/350	CP7150
		5.00	-60 to 325/350	CP6666
	25	0.50	-60 to 325/350	CP7135
		2.00	-60 to 325/350	CP7160
		5.00	-60 to 325/350	CP6670
	50	1.00	-60 to 325/350	CP7140
		2.00	-60 to 325/350	CP7170
		5.00	-60 to 325/350	CP6671

Ultra 1

- 100% Dimethylpolysiloxane
- Non-polar
- Equivalent to HP-1 with tighter specifications for retention index and capacity factors
- Bonded and cross-linked
- Solvent rinsable

Similar Phases: SPB-1, Rtx-1, BP-1, 007-1(MS)



Structure of Ultra 1

Ultra 1

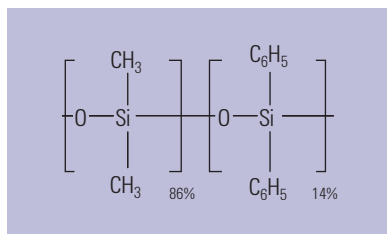
ID (mm)	Length (m)	Film (µm)	Temp Limits (°C)	7 in Cage		5 in Cage	
				Part No.	Part No.	Part No.	Part No.
0.20	12	0.33	-60 to 325/350	19091A-101			
		0.11	-60 to 325/350	19091A-008			
	17	0.33	-60 to 325/350	19091A-108			
		0.11	-60 to 325/350	19091A-002			
	25	0.33	-60 to 325/350	19091A-102	19091A-102E		
		0.11	-60 to 325/350	19091A-005			
	50	0.33	-60 to 325/350	19091A-105			
		0.17	-60 to 325/350	19091A-012			
0.32	25	0.52	-60 to 325/350	19091A-112			
		0.17	-60 to 325/350	19091A-015			
	50	0.17	-60 to 325/350	19091A-015			
		0.52	-60 to 325/350	19091A-115			

TIPS & TOOLS

Agilent CrossLab GC supplies, including CrossLab Ultra Inert liners, perform seamlessly with a variety of instruments regardless of make or model, including Varian (now Bruker), PerkinElmer, Shimadzu, and Thermo Scientific GC systems. Learn more at

www.agilent.com/chem/CrossLab





Structure of Ultra 2

Ultra 2

- (5%-Phenyl)-methylpolysiloxane
- Non-polar
- Equivalent to HP-5 with tighter specifications for retention index and capacity factors
- Bonded and cross-linked
- Solvent rinsable

Similar Phases: SPB-5, Rtx-5, BP-5, CB-5, 007-5, 2B-5

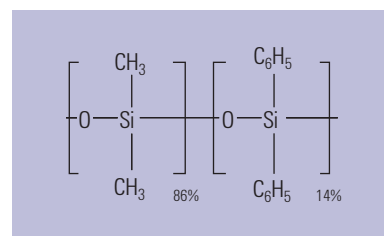
Ultra 2

ID (mm)	Length (m)	Film (µm)	Temp Limits (°C)	7 in Cage	5 in Cage	7890/6890
						LTM II Module
0.20	12	0.33	-60 to 325/350	19091B-101		19091B-101LTM
		0.11	-60 to 325/350	19091B-002		
		0.33	-60 to 325/350	19091B-102	19091B-102E	19091B-102LTM
	50	0.11	-60 to 325/350	19091B-005		
		0.33	-60 to 325/350	19091B-105	19091B-105E	
0.32	25	0.17	-60 to 325/350	19091B-012	19091B-012E	
		0.52	-60 to 325/350	19091B-112		19091B-112LTM
	50	0.17	-60 to 325/350	19091B-015		
		0.52	-60 to 325/350	19091B-115	19091B-115E	

DB-5

- (5%-Phenyl)-methylpolysiloxane
- Non-polar
- Excellent general purpose column
- Wide range of applications
- Low bleed
- High temperature limit
- Bonded and cross-linked
- Solvent rinsable
- Wide range of column dimensions available
- Equivalent to USP Phase G27

Similar Phases: SPB-5, Rtx-5, BP-5, OV-5, 007-2(MPS-5), SE-52, SE-54, XTI-5, PTE-5, ZB-5, AT-5, MDN-5, ZB-5



Structure of DB-5

DB-5

ID (mm)	Length (m)	Film (µm)	Temp Limits (°C)	7890/6890		
				7 in Cage	5 in Cage	LTM II Module
0.10	10	0.10	-60 to 325/350	127-5012	127-5012E	127-5012LTM
		0.17	-60 to 325/350	127-501E		127-501ELTM
		0.33	-60 to 325/350	127-501N		
		0.40	-60 to 325/350	127-5013		127-5013LTM
	20	0.10	-60 to 325/350	127-5022		
		0.40	-60 to 325/350	127-5023		
0.15	10	1.20	-60 to 300/320	12A-5015		12A-5015LTM
0.18	10	0.18	-60 to 325/350	121-5012	121-5012E	121-5012LTM
		0.40	-60 to 325/350	121-5013		121-5013LTM
	20	0.18	-60 to 325/350	121-5022	121-5022E	121-5022LTM
		0.40	-60 to 325/350	121-5023		121-5023LTM
	40	0.18	-60 to 325/350	121-5042		

Agilent J&W High Efficiency GC columns are displayed using italicized descriptions and part numbers

(Continued)

DB-5

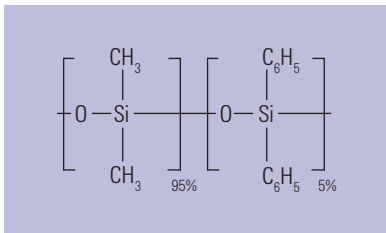
ID (mm)	Length (m)	Film (µm)	Temp Limits (°C)	7 in Cage	5 in Cage	7890/6890	
						LTM II Module	
0.20	12	0.33	-60 to 325/350	128-5012			
	15	0.20	-60 to 325/350	128-50H7			
	25	0.33	-60 to 325/350	128-5022		128-5022LTM	
	50	0.33	-60 to 325/350	128-5052			
0.25	15	0.10	-60 to 325/350	122-5011			
		0.25	-60 to 325/350	122-5012		122-5012LTM	
		0.50	-60 to 325/350	122-501E			
		1.00	-60 to 325/350	122-5013			
	25	0.25	-60 to 325/350	122-5022			
	30	0.10	-60 to 325/350	122-5031			
		0.25	-60 to 325/350	122-5032	122-5032E	122-5032LTM	
		0.50	-60 to 325/350	122-503E		122-503ELTM	
		1.00	-60 to 325/350	122-5033	122-5033E	122-5033LTM	
	50	0.25	-60 to 325/350	122-5052			
	60	0.10	-60 to 325/350	122-5061			
		0.25	-60 to 325/350	122-5062			
		0.50	-60 to 325/350	122-506E			
		1.00	-60 to 325/350	122-5063			
	0.32	10	0.50	-60 to 325/350	123-500E		123-500ELTM
			1.00	-60 to 325/350	123-500		
15		0.10	-60 to 325/350	123-5011			123-5011LTM
		0.25	-60 to 325/350	123-5012	123-5012E	123-5012LTM	
		1.00	-60 to 325/350	123-5013	123-5013E	123-5013LTM	
25		0.17	-60 to 325/350	123-502D			
		0.25	-60 to 325/350	123-5022		123-5022LTM	
		0.52	-60 to 325/350	123-5026			
		1.05	-60 to 325/350	123-502F			
30		0.10	-60 to 325/350	123-5031			
		0.25	-60 to 325/350	123-5032	123-5032E	123-5032LTM	
		0.50	-60 to 325/350	123-503E		123-503ELTM	
		1.00	-60 to 325/350	123-5033	123-5033E		
		1.50	-60 to 325/350	123-503B		123-503BLTM	
50		0.25	-60 to 325/350	123-5052			
		0.52	-60 to 325/350	123-5056			
	1.00	-60 to 325/350	123-5053				
60	0.25	-60 to 325/350	123-5062				
	1.00	-60 to 325/350	123-5063				

(Continued)



DB-5

ID (mm)	Length (m)	Film (μm)	Temp Limits ($^{\circ}\text{C}$)	7 in Cage	5 in Cage	7890/6890		
						LTM II Module		
0.45	30	0.42	-60 to 300/320	124-5037				
		1.27	-60 to 300/320	124-5032				
0.53	10	2.65	-60 to 260/280	125-50HB				
		15	0.25	-60 to 300/320	125-501K			
			0.50	-60 to 300/320	125-5017			
	1.00		-60 to 300/320	125-501J				
	25	5.00	1.50	-60 to 300/320	125-5012	125-5012E	125-5012LTM	
				-60 to 260/280	125-5025			
	30	0.25		-60 to 300/320	125-503K			
				-60 to 300/320	125-5037			
				-60 to 300/320	125-503D			
				-60 to 300/320	125-503J			
				-60 to 300/320	125-5032	125-5032E	125-5032LTM	
				-60 to 260/280	125-503B			
				-60 to 260/280	125-5034			
60	5.00		-60 to 260/280	125-5035	125-5035E	125-5035LTM		
		1.50	-60 to 300/320	125-5062				
		5.00	-60 to 260/280	125-5065	125-5065E			



Structure of HP-5

HP-5

- (5%-Phenyl)-methylpolysiloxane
- Non-polar
- Excellent general purpose column
- Wide range of applications
- High temperature limit
- Bonded and cross-linked
- Solvent rinsable
- Wide range of column dimensions available
- Equivalent to USP Phase G27

Similar Phases: SPB-5, Rtx-5, BP-5, OV-5, 007-2(MPS-5), SE-52, SE-54, XTI-5, PTE-5, ZB-5, AT-5, MDN-5, ZB-5

HP-5

ID (mm)	Length (m)	Film (µm)	Temp Limits (°C)	7 in Cage	5 in Cage	7890/6890 LTM II Module
<i>0.18</i>	<i>20</i>	<i>0.18</i>	<i>-60 to 325/350</i>	<i>19091J-577</i>	<i>19091J-577E</i>	<i>19091J-577LTM</i>
0.20	12	0.33	-60 to 325/350	19091J-101		
	17	0.33	-60 to 325/350	19091J-108		
	25	0.11	-60 to 325/350	19091J-002		
		0.33	-60 to 325/350	19091J-102	19091J-102E	
		0.50	-60 to 325/350	19091J-202		
	50	0.11	-60 to 325/350	19091J-005		
		0.33	-60 to 325/350	19091J-105	19091J-105E	
		0.50	-60 to 325/350	19091J-205		

Agilent J&W High Efficiency GC columns are displayed using italicized descriptions and part numbers

(Continued)

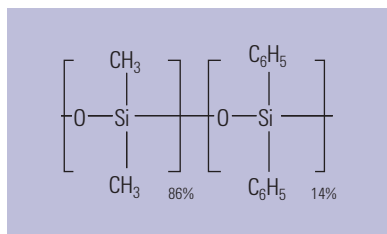
HP-5

ID (mm)	Length (m)	Film (µm)	Temp Limits (°C)	7 in Cage	5 in Cage	7890/6890
						LTM II Module
0.25	5	0.10	-60 to 325/350	19091J-330		19091J-330LTM
	15	0.25	-60 to 325/350	19091J-431	19091J-431E	
		1.00	-60 to 325/350	19091J-231		
	30	0.10	-60 to 325/350	19091J-333		
		0.25	-60 to 325/350	19091J-433	19091J-433E	19091J-433LTM
		1.00	-60 to 325/350	19091J-233		19091J-233LTM
	60	0.25	-60 to 325/350	19091J-436	19091J-436E	
1.00		-60 to 325/350	19091J-236			
0.32	15	0.25	-60 to 325/350	19091J-411		19091J-411LTM
	25	0.17	-60 to 325/350	19091J-012		
		0.52	-60 to 325/350	19091J-112	19091J-112E	
		1.05	-60 to 325/350	19091J-212		
	30	0.10	-60 to 325/350	19091J-313		
		0.25	-60 to 325/350	19091J-413	19091J-413E	19091J-413LTM
		0.50	-60 to 325/350	19091J-113	19091J-113E	19091J-113LTM
		1.00	-60 to 325/350	19091J-213	19091J-213E	
	50	0.17	-60 to 325/350	19091J-015		
		0.52	-60 to 325/350	19091J-115	19091J-115E	
		1.05	-60 to 325/350	19091J-215	19091J-215E	
60	0.25	-60 to 325/350	19091J-416			
	1.00	-60 to 325/350	19091J-216	19091J-216E		
0.53	10	2.65	-60 to 260/280	19095J-121	19095J-121E	19095J-121LTM
	15	1.50	-60 to 300/320	19095J-321		
		5.00	-60 to 260/280	19095J-621		
	30	0.88	-60 to 300/320	19095J-023	19095J-023E	
		1.50	-60 to 300/320	19095J-323	19095J-323E	
		2.65	-60 to 260/280	19095J-123	19095J-123E	
		5.00	-60 to 260/280	19095J-623	19095J-623E	

TIPS & TOOLS

Learn more about Agilent's top-ranked service and support at www.agilent.com/chem/services





Structure of CP-Sil 8 CB

CP-Sil 8 CB

- (5%-Phenyl)-methylpolysiloxane
- Non-polar
- General purpose phase
- Bonded and cross-linked
- Solvent rinsable
- Low bleed
- High column-to-column reproducibility
- Wide choice of dimensions available
- Available in fused silica and UltiMetal
- Supplied with an EZ-GRIP to simplify column installation, coupling and operation

Similar Phases: SPB-5, Rtx-5, BP-5, OV-5, 007-2(MPS-5), SE-52, SE-54, XTI-5, PTE-5, ZB-5, AT-5, MDN-5, ZB-5

CP-Sil 8 CB

ID (mm)	Length (m)	Film (µm)	Temp Limits (°C)	7 in Cage	5 in Cage
<i>0.15</i>	<i>10</i>	<i>0.12</i>	<i>-60 to 330/350</i>	<i>CP7884</i>	
0.25	15	0.25	-60 to 330/350	CP8511	
		1.00	-60 to 325/350	CP8521	
25	25	0.12	-60 to 330/350	CP7711	
		0.25	-60 to 330/350	CP7451	
		1.20	-60 to 325/350	CP7671	
		0.25	-60 to 330/350	CP8751	
30	30	1.00	-60 to 325/350	CP8771	
		0.12	-60 to 330/350	CP7721	
50	50	0.25	-60 to 330/350	CP7453	CP7453I5
		0.40	-60 to 325/350	CP7769	
		0.10	-60 to 325/350	CP8750	
60	60	0.25	-60 to 330/350	CP8753	
		1.00	-60 to 325/350	CP8781	

Agilent J&W High Efficiency GC columns are displayed using italicized descriptions and part numbers

(Continued)

CP-Sil 8 CB

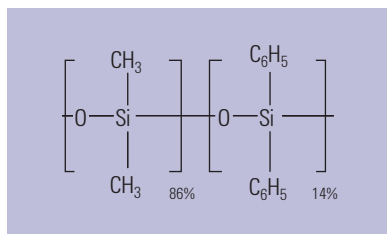
ID (mm)	Length (m)	Film (µm)	Temp Limits (°C)	7 in Cage	5 in Cage
0.32	10	0.12	-60 to 330/350	CP7731	
		5.00	-60 to 300/325	CP8014	
	15	0.25	-60 to 325/350	CP8531	
		1.00	-60 to 325/350	CP8541	
	25	0.12	-60 to 330/350	CP7741	CP77415
		0.25	-60 to 325/350	CP7452	
		0.40	-60 to 325/350	CP7779	
		0.52	-60 to 325/350	CP8431	
		1.20	-60 to 325/350	CP7761	
		5.00	-60 to 300/325	CP7681	
	30	0.10	-60 to 330/350	CP8791	
		0.25	-60 to 325/350	CP8752	
		1.00	-60 to 325/350	CP8761	
	50	0.12	-60 to 330/350	CP7751	CP77515
		0.25	-60 to 325/350	CP7454	
		0.40	-60 to 325/350	CP7789	
1.20		-60 to 325/350	CP7771		
5.00		-60 to 300/325	CP7691	CP76915	
60	0.25	-60 to 325/350	CP8754		
	1.00	-60 to 325/350	CP8871		
0.53	10	2.00	-60 to 305/330	CP7621	
		5.00	-60 to 290/325	CP7646	
	15	1.50	-60 to 305/330	CP8678	
	25	2.00	-60 to 305/330	CP7631	
		1.00	-60 to 315/340	CP7636	
		5.00	-60 to 290/325	CP7656	
	30	0.50	-60 to 325/350	CP8716	
		1.50	-60 to 305/330	CP8736	CP873615
		5.00	-60 to 290/325	CP8756	
	50	1.00	-60 to 315/340	CP7696	
		2.00	-60 to 305/330	CP7641	
		5.00	-60 to 290/325	CP7666	
	60	1.50	-60 to 305/330	CP8796	
	100	5.00	-60 to 290/325	CP7676	



Column shown with EZ-GRIP

CP-Sil 8 CB UltiMetal

ID (mm)	Length (m)	Film (µm)	Temp Limits (°C)	7 in Cage
0.53	25	5.00	-60 to 325/350	CP6680
	50	0.50	-60 to 325/350	CP7196



Structure of CP-Sil 13 CB
(with 14% phenyl substitution)

CP-Sil 13 CB

- 14% Phenyl/86% dimethylpolysiloxane
- Mid polarity phase
- Specially developed for the analysis of medium polarity compounds
- Ideal for confirmational analyses using ECD
- Bonded and cross-linked
- Solvent rinsable
- Supplied with an EZ-GRIP to simplify column installation, coupling and operation

Similar Phases: Rtx-20

CP-Sil 13 CB

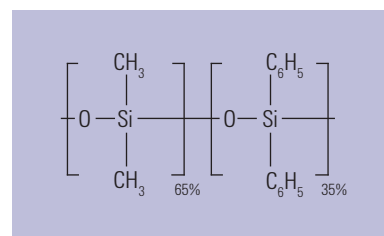
ID (mm)	Length (m)	Film (µm)	Temp Limits (°C)	7 in Cage	5 in Cage
<i>0.15</i>	<i>25</i>	<i>0.40</i>	<i>-25 to 300/330</i>	<i>CP7813</i>	
0.25	25	0.20	-25 to 300/330	CP7906	
		1.20	-25 to 300/330	CP7977	
	50	0.20	-25 to 300/330	CP7907	
		0.40	-25 to 300/330	CP7917	
0.32	25	0.20	-25 to 300/330	CP7926	CP7926I5
		0.40	-25 to 300/330	CP7936	
		1.20	-25 to 300/330	CP7946	
	50	0.40	-25 to 300/330	CP7937	
		1.20	-25 to 300/330	CP7947	
0.53	25	1.00	-25 to 300/330	CP7619	
		2.00	-25 to 300/330	CP7649	
	50	1.00	-25 to 300/330	CP7629	
		2.00	-25 to 300/330	CP7659	

Agilent J&W High Efficiency GC columns are displayed using italicized descriptions and part numbers

DB-35

- (35%-Phenyl)-methylpolysiloxane
- Mid polarity – slightly more polar than HP-35
- Low bleed
- Inert to active solutes
- Ideal for confirmational analyses
- Bonded and cross-linked
- Solvent rinsable
- Equivalent to USP Phase G42

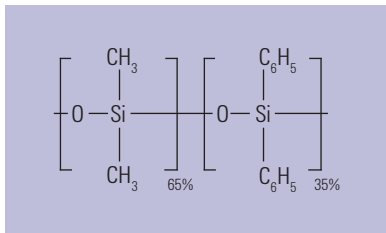
Similar Phases: Rtx-35, Rtx-35ms, Rxi-35Sil MS, SPB-35, AT-35, Sup-Herb, MDN-35, BPX-34, ZB-35, ZB-35 ht



Structure of DB-35

DB-35

ID (mm)	Length (m)	Film (µm)	Temp Limits (°C)	7 in Cage	5 in Cage	7890/6890
						LTM II Module
0.25	30	0.25	40 to 300/320	122-1932		
	60	0.25	40 to 300/320	122-1962		
0.32	30	0.25	40 to 300/320	123-1932		
		0.50	40 to 300/320	123-1933	123-1933E	123-1933LTM
0.53	15	1.00	40 to 280/300	125-1912		
	30	0.50	40 to 280/300	125-1937		
		1.00	40 to 280/300	125-1932		125-1932LTM



Structure of HP-35

HP-35

- (35%-Phenyl)-methylpolysiloxane
- Mid polarity – slightly less polar than DB-35
- Inert to active solutes
- Ideal for confirmational analyses
- Bonded and cross-linked
- Solvent rinsable
- Equivalent to USP Phase G42

Similar Phases: Rtx-35ms, Rxi-35Sil MS, SPB-35, AT-35, Sup-Herb, MDN-35, BPX-34, ZB-35, ZB-35 ht

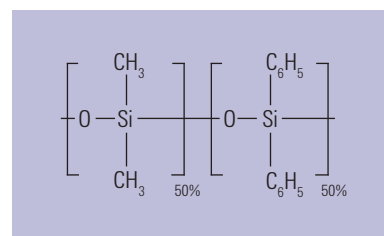
HP-35

ID (mm)	Length (m)	Film (μm)	Temp Limits (°C)	7 in Cage	5 in Cage	7890/6890
						LTM II Module
0.25	15	0.25	40 to 300/320	19091G-131	19091G-131E	19091G-131LTM
	30	0.25	40 to 300/320	19091G-133		
0.32	30	0.25	40 to 300/320	19091G-113		
		0.50	40 to 300/320	19091G-213		

DB-17

- (50%-Phenyl)-methylpolysiloxane
- Mid polarity – slightly more polar than HP-50+
- Excellent for confirmational analyses
- Bonded and cross-linked
- Solvent rinsable
- Equivalent to USP Phase G3

Similar Phases: Rtx-50, 007-17(MPS-50), SP-2250, SPB-50, ZB-50, AT-50

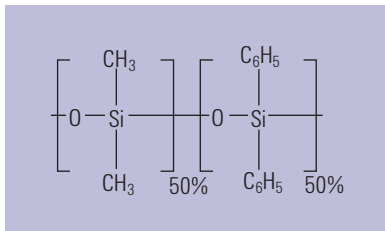


Structure of DB-17

DB-17

ID (mm)	Length (m)	Length		Temp Limits (°C)	7 in Cage	5 in Cage	7890/6890 LTM II Module
		Film (µm)					
0.10	10	0.10		40 to 280/300	127-1712		127-1712LTM
		0.20		40 to 280/300	127-1713		
	20	0.10		40 to 280/300	127-1722		
0.18	20	0.18		40 to 280/300	121-1722		121-1722LTM
		0.30		40 to 280/300	121-1723		
0.25	15	0.25		40 to 280/300	122-1712		
		0.50		40 to 280/300	122-1713	122-1713E	
	30	0.15		40 to 280/300	122-1731	122-1731E	
		0.25		40 to 280/300	122-1732	122-1732E	122-1732LTM
		0.50		40 to 280/300	122-1733		
60	0.25		40 to 280/300	122-1762			
0.32	15	0.15		40 to 280/300	123-1711		
		0.25		40 to 280/300	123-1712		
		0.50		40 to 280/300	123-1713		
	30	0.15		40 to 280/300	123-1731		
		0.25		40 to 280/300	123-1732	123-1732E	123-1732LTM
		0.50		40 to 280/300	123-1733	123-1733E	
		60	0.25		40 to 280/300	123-1762	
0.53	5	2.00		40 to 280/300	125-1704		
	15	0.25		40 to 260/280	125-1711		
		0.50		40 to 260/280	125-1717		
		1.00		40 to 260/280	125-1712		125-1712LTM
		1.50		40 to 260/280	125-1713		125-1713LTM
	30	0.25		40 to 260/280	125-1731		
		0.50		40 to 260/280	125-1737		
		1.00		40 to 260/280	125-1732	125-1732E	125-1732LTM
		1.50		40 to 260/280	125-1733		
60		1.00		40 to 260/280	125-1762		

Agilent J&W High Efficiency GC columns are displayed using italicized descriptions and part numbers



Structure of HP-50+

HP-50+

- (50%-Phenyl)-methylpolysiloxane
- Mid polarity – slightly less polar than DB-17
- Excellent for confirmational analyses
- Bonded and cross-linked
- Solvent rinsable
- Equivalent to USP Phase G3

Similar Phases: Rtx-50, 007-17(MPS-50), SP-2250, SPB-50, ZB-50, AT-50

HP-50+

ID (mm)	Length (m)	Film (µm)	Temp Limits (°C)	7890/6890	
				7 in Cage	5 in Cage
0.20	12	0.31	40 to 280/300	19091L-101	
0.25	5	0.15	40 to 280/300	19091L-330	19091L-330LTM
	15	0.25	40 to 280/300	19091L-431	19091L-431LTM
	30	0.15	40 to 280/300	19091L-333	
		0.25	40 to 280/300	19091L-433	19091L-433LTM
0.32	30	0.50	40 to 280/300	19091L-133	
		0.25	40 to 280/300	19091L-413	19091L-413E
	60	0.25	40 to 280/300	19091L-113	19091L-113E
0.53	15	1.00	40 to 260/280	19095L-021	19095L-021LTM
	30	0.50	40 to 260/280	19095L-523	
		1.00	40 to 260/280	19095L-023	19095L-023E

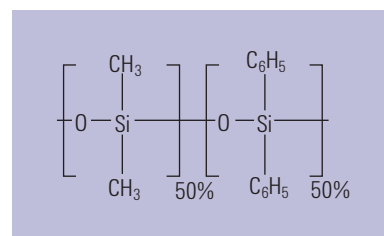
CP-Sil 24 CB

- 50% Phenyl/50% dimethylpolysiloxane
- Mid polarity phase
- Specially suitable for analysis of amines, drugs and pesticides
- Ideal for analysis using ECD
- Excellent confirmation column in combination with CP-Sil 5 CB or CP-Sil 8 CB
- Bonded and cross-linked
- Solvent rinsable
- Supplied with an EZ-GRIP to simplify column installation, coupling and operation

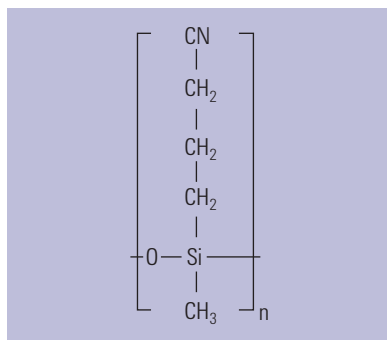
Similar Phases: Rtx-50, 007-17(MPS-50), SP-2250, SPB-50, ZB-50, AT-50

CP-Sil 24 CB

ID (mm)	Length (m)	Film (µm)	Temp Limits (°C)	7 in Cage	5 in Cage
0.25	15	0.25	40 to 280/300	CP7820	
	30	0.25	40 to 280/300	CP7821	
		0.50	40 to 280/300	CP7824	
0.32	60	0.25	40 to 280/300	CP7822	CP782215
	15	0.25	40 to 280/300	CP7830	
	30	0.25	40 to 280/300	CP7831	
0.53	30	0.25	40 to 280/300	CP7832	
		0.50	40 to 280/300	CP7834	CP183415
		1.00	40 to 265/290	CP7871	CP787115



Structure of CP-Sil 24 CB



Structure of DB-23

DB-23

- (50%-Cyanopropyl)-methylpolysiloxane
- High polarity
- Designed for separation of fatty acid methyl esters (FAMES)
- Excellent resolution for cis- and trans-isomers
- Bonded and cross-linked
- Solvent rinsable
- Replaces HP-23
- Close equivalent to USP Phase G5

Similar Phases: SP-2330, Rtx-2330, 007-23, AT-Silar, BPX-70, SP-2340

DB-23

ID (mm)	Length (m)	Film (µm)	Temp Limits (°C)	7890/6890		
				7 in Cage	5 in Cage	LTM II Module
<i>0.18</i>	<i>20</i>	<i>0.20</i>	<i>40 to 250/260</i>	<i>121-2323</i>		
0.25	15	0.25	40 to 250/260	122-2312		
		30	0.15	40 to 250/260	122-2331	
	60	0.25	40 to 250/260	122-2332	122-2332E	122-2332LTM
		0.15	40 to 250/260	122-2361	122-2361E	
0.32	30	0.25	40 to 250/260	123-2332	123-2332E	
	60	0.25	40 to 250/260	123-2362		
0.53	15	0.50	40 to 230/240	125-2312		
	30	0.50	40 to 230/240	125-2332		

Agilent J&W High Efficiency GC columns are displayed using italicized descriptions and part numbers

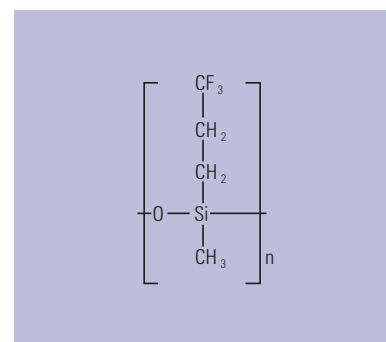
DB-200

- (35% Trifluoropropyl)-methylpolysiloxane
- 300/320 °C temperature limit
- Mid polarity – more polar than DB-1701 or DB-17
- Ideal for difficult-to-separate positional isomers
- Specific interactions with compounds containing nitro, halogen and carbonyl groups
- Low ECD bleed
- Close equivalent to USP Phase G6

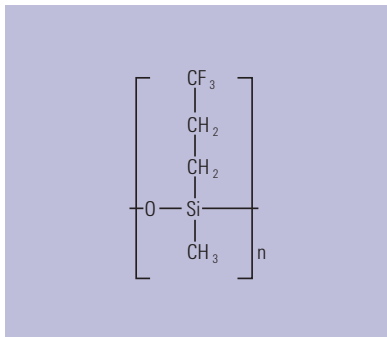
Similar Phases: Rtx-200

DB-200

ID (mm)	Length (m)	Film (µm)	Temp Limits (°C)	7 in Cage	7890/6890
					LTM II Module
0.25	30	0.25	30 to 300/320	122-2032	122-2032LTM
		0.50	30 to 300/320	122-2033	122-2033LTM
0.32	30	0.25	30 to 300/320	123-2032	
		0.50	30 to 300/320	123-2033	
0.53	30	1.00	30 to 280/300	125-2032	



Structure of DB-200



Structure of DB-210

DB-210

- (50%-Trifluoropropyl)-methylpolysiloxane
- High polarity
- Excellent for US EPA Methods 8140 and 609
- Bonded and cross-linked
- Solvent rinsable
- Exact replacement of HP-210
- Close equivalent to USP Phase G6

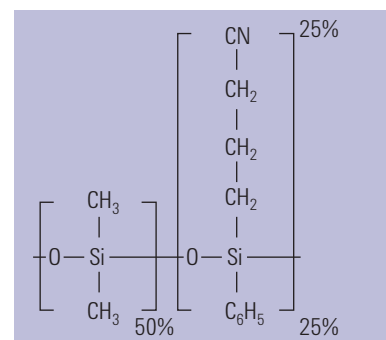
Similar Phases: SP-2401

DB-210

ID (mm)	Length (m)	Film (µm)	Temp Limits (°C)	7890/6890		
				7 in Cage	5 in Cage	LTM II Module
0.25	15	0.25	45 to 240/260	122-0212		
	30	0.25	45 to 240/260	122-0232	122-0232E	
		0.50	45 to 240/260	122-0233		
0.32	15	0.50	45 to 240/260	123-0213		
	30	0.25	45 to 240/260	123-0232		
		0.50	45 to 240/260	123-0233		
0.53	15	1.00	45 to 220/240	125-0212		
	30	1.00	45 to 220/240	125-0232		125-0232LTM

DB-225

- (50%-Cyanopropylphenyl)-dimethylpolysiloxane
- Mid/high polarity
- Excellent for separations of cis- and trans-fatty acid methyl esters (FAMEs)
- Bonded and cross-linked
- Solvent rinsable
- Exact replacement of HP-225
- Close equivalent to USP Phase G7



Structure of DB-225

Similar Phases: SP-2330, Rtx-225, BP-225, OV-225, 007-225, AT-225

DB-225

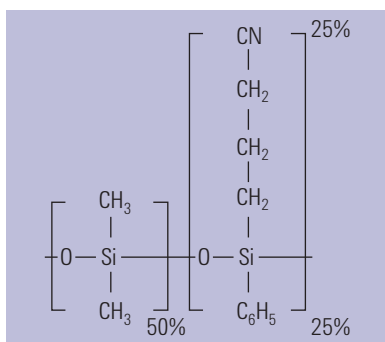
ID (mm)	Length (m)	Film (µm)	Temp Limits (°C)	7890/6890		
				7 in Cage	5 in Cage	LTM II Module
0.10	20	0.10	40 to 220/240	127-2222		
<i>0.18</i>	<i>20</i>	<i>0.20</i>	<i>40 to 220/240</i>	<i>121-2223</i>		
0.25	15	0.25	40 to 220/240	122-2212		122-2212LTM
	30	0.15	40 to 220/240	122-2231		
		0.25	40 to 220/240	122-2232		122-2232LTM
0.32	30	0.25	40 to 220/240	123-2232	123-2232E	
0.53	15	1.00	40 to 200/220	125-2212		
	30	0.50	40 to 200/220	125-2237		
		1.00	40 to 200/220	125-2232		

Agilent J&W High Efficiency GC columns are displayed using italicized descriptions and part numbers

TIPS & TOOLS

Need assistance selecting a column for your method? Contact our chromatography technical specialists at www.agilent.com/en/support





Structure of CP-Sil 43 CB

CP-Sil 43 CB

- 25% Cyanopropyl/25% phenyl/50% dimethylpolysiloxane phase
- Mid polarity
- Separates aromatic from aliphatic hydrocarbons with selectivity equivalent to OV-255
- Bonded and cross-linked
- Solvent rinsable
- Supplied with an EZ-GRIP to simplify column installation, coupling and operation

Similar Phases: SP-2330, Rtx-225, BP-225, OV-225, 007-225, AT-225

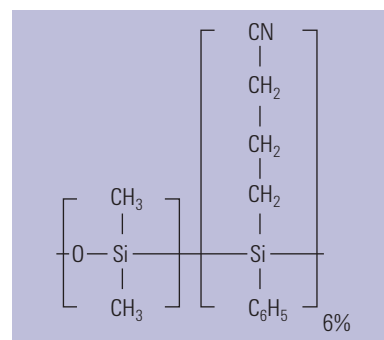
CP-Sil 43 CB

ID (mm)	Length (m)	Film (µm)	Temp Limits (°C)	7 in Cage
0.25	25	0.20	45 to 200/225	CP7715
	50	0.20	45 to 200/225	CP7725
0.32	25	0.20	45 to 200/225	CP7745

DB-1301

- (6%-Cyanopropyl-phenyl) methylpolysiloxane
- Equivalent to USP Phase G43
- Low/mid polarity
- Bonded and cross-linked
- Exact replacement of HP-1301 and HP-1701
- Solvent rinsable

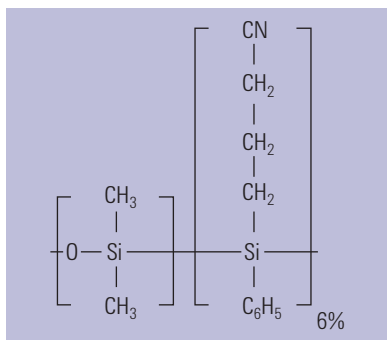
Similar Phases: Rtx-1301, PE-1301



Structure of DB-1301

DB-1301

ID (mm)	Length (m)	Film (μm)	Temp Limits (°C)	7 in Cage	5 in Cage	7890/6890
						LTM II Module
0.25	30	0.25	-20 to 280/300	122-1332	122-1332E	
		1.00	-20 to 280/300	122-1333		
	60	0.25	-20 to 280/300	122-1362		
		1.00	-20 to 280/300	122-1363	122-1363E	
0.32	30	0.25	-20 to 280/300	123-1332		
		1.00	-20 to 280/300	123-1333		
	60	1.00	-20 to 280/300	123-1363		
0.53	15	1.00	-20 to 260/280	125-1312		
	30	1.00	-20 to 260/280	125-1332		
		1.50	-20 to 260/280	125-1333		125-1333LTM



Structure of CP-1301

CP-1301

- 6% Cyanopropyl-phenyl/94% dimethylpolysiloxane
- Mid polarity
- Ideal for analysis of herbicides, pesticides and many pharmaceutical products
- High column-to-column reproducibility
- Good inertness for quality of data, even with thick films
- Supplied with an EZ-GRIP to simplify column installation, coupling and operation
- Bonded and cross-linked
- Solvent rinsable

Similar Phases: Rtx-1301, PE-1301

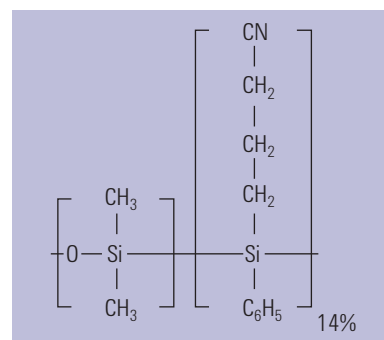
CP-1301

ID (mm)	Length (m)	Film (µm)	Temp Limits (°C)	7 in Cage
0.25	60	1.00	-25 to 265/280	CP8605
0.32	30	0.25	-25 to 280/280	CP8607
		1.00	-25 to 265/280	CP8610
0.53	30	1.00	-25 to 265/280	CP8613

DB-1701

- (14% Cyanopropyl-phenyl)-methylpolysiloxane
- Low/mid polarity
- Bonded and cross-linked
- Exact replacement of HP-1301 and HP-1701
- Solvent rinsable

Similar Phases: SPB-1701, Rtx-1701, BP-10, OV-1701, 007-1701, ZB-1701



Structure of DB-1701

DB-1701

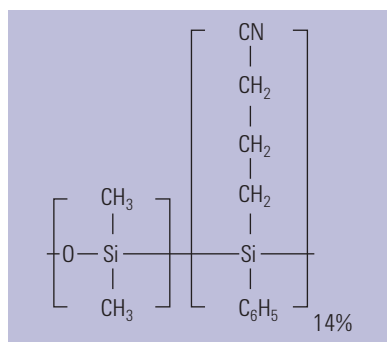
ID (mm)	Length (m)	Film (μm)	Temp Limits (°C)	7 in Cage	5 in Cage	7890/6890	
						LTM II Module	
0.10	20	0.10	-20 to 280/300	127-0722			
		0.40	-20 to 280/300	127-0723			
<i>0.18</i>	<i>10</i>	<i>0.40</i>	<i>-20 to 280/300</i>	<i>121-0713</i>			
	<i>20</i>	<i>0.18</i>	<i>-20 to 280/300</i>	<i>121-0722</i>			<i>121-0722LTM</i>
0.25	15	0.25	-20 to 280/300	122-0712			
		1.00	-20 to 280/300	122-0713			122-0713LTM
	30	0.15	-20 to 280/300	122-0731			
		0.25	-20 to 280/300	122-0732	122-0732E		122-0732LTM
		1.00	-20 to 280/300	122-0733	122-0733E		122-0733LTM
		60	0.15	-20 to 280/300	122-0761		
		0.25	-20 to 280/300	122-0762			
		0.50	-20 to 280/300	122-0766			
	1.00	-20 to 280/300	122-0763	122-0763E			
0.32	15	0.25	-20 to 280/300	123-0712			123-0712LTM
		1.00	-20 to 280/300	123-0713			
	30	0.15	-20 to 280/300	123-0731			
		0.25	-20 to 280/300	123-0732	123-0732E		
		1.00	-20 to 280/300	123-0733	123-0733E		
		50	1.00	-20 to 280/300	123-0753		
	60	0.25	-20 to 280/300	123-0762			
		1.00	-20 to 280/300	123-0763	123-0763E		
0.53	15	1.00	-20 to 260/280	125-0712	125-0712E		125-0712LTM
	30	0.25	-20 to 260/280	125-0731			
		0.50	-20 to 260/280	125-0737			
		1.00	-20 to 260/280	125-0732	125-0732E		
		1.50	-20 to 260/280	125-0733			
	60	1.00	-20 to 260/280	125-0762	125-0762E		

Agilent J&W High Efficiency GC columns are displayed using italicized descriptions and part numbers

TIPS & TOOLS

Agilent also offers DB-624 columns for the analysis of volatile priority pollutants and residual solvents.





Structure of CP-Sil 19 CB

CP-Sil 19 CB

- 14% Cyanopropyl-phenyl/86% dimethylpolysiloxane
- Mid polarity
- Ideal for many environmental, food and beverage, and pharmaceutical applications
- Useful as confirmation column
- Bonded and cross-linked
- Solvent rinsable
- Broad range of configurations available
- Supplied with an EZ-GRIP to simplify column installation, coupling and operation

Similar Phases: SPB-1701, Rtx-1701, BP-10, OV-1701, 007-1701, ZB-1701

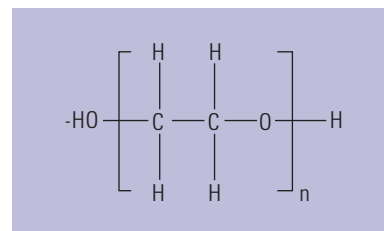
CP-Sil 19 CB

ID (mm)	Length (m)	Film (µm)	Temp Limits (°C)	7 in Cage	
<i>0.15</i>	<i>25</i>	<i>0.50</i>	<i>-25 to 275/300</i>	<i>CP7340</i>	
0.25	10	0.20	-25 to 275/300	CP7702	
		0.20	-25 to 275/300	CP7712	
		0.40	-25 to 275/300	CP7809	
		1.20	-25 to 275/300	CP7672	
	30	0.25	-25 to 275/300	CP8712	
		1.00	-25 to 275/300	CP8562	
	50	0.20	-25 to 275/300	CP7722	
	60	0.25	-25 to 275/300	CP8722	
	0.32	10	0.20	-25 to 275/300	CP7732
			0.25	-25 to 275/300	CP8542
0.20			-25 to 275/300	CP7742	
0.40			-25 to 275/300	CP7829	
30		1.20	-25 to 275/300	CP7762	
		0.25	-25 to 275/300	CP8842	
50		1.00	-25 to 275/300	CP8762	
		0.20	-25 to 275/300	CP7752	
60		0.40	-25 to 275/300	CP7839	
		1.20	-25 to 275/300	CP7772	
		0.15	-25 to 275/300	CP8662	
		1.00	-25 to 275/300	CP8772	
0.53		10	2.00	-25 to 275/300	CP7647
			1.00	-25 to 275/300	CP7637
	25	2.00	-25 to 275/300	CP7657	
		1.00	-25 to 275/300	CP8737	
	50	2.00	-25 to 275/300	CP7667	
		1.00	-25 to 275/300	CP7697	

Agilent J&W High Efficiency GC columns are displayed using italicized descriptions and part numbers

Polyethylene Glycol (PEG) Columns

Agilent offers a full range of PEG columns. Even though each phase is based on the polyethylene glycol polymer, strict control of the cross-linking and deactivation processes result in a variety of proprietary phase characteristics to meet your varying analysis needs.



Structure of polyethylene glycol (PEG)
This structure is applicable for all
WAX and FFAP phases.

DB-WAX and DB-WaxFF

- Polyethylene glycol (PEG)
- Equivalent to USP Phase G16
- High polarity
- Lower temperature limit of 20 °C is the lowest of any bonded PEG phase; improves resolution of low boiling point analytes
- Column-to-column reproducibility
- Bonded and cross-linked
- Exact replacement of HP-WAX
- Solvent rinsable
- DB-WaxFF is a highly reproducible, specially tested microbore DB-Wax for fragrance analysis

Similar Phases: SUPELCOWAX 10, SUPEROX II, CB-WAX, Stabilwax, BP-20, 007-CW, Carbowax, Rtx-WAX, ZB-WAX, ZB-WAX plus

DB-WAX and DB-WaxFF

ID (mm)	Length (m)	Film (µm)	Temp Limits (°C)	7 in Cage	5 in Cage	7890/6890 LTM II Module
DB-WAX						
0.05	10	0.05	20 to 250/260	126-7012		
		0.10	20 to 240/250	126-7013		
0.10	10	0.10	20 to 250/260	127-7012	127-7012E	127-7012LTM
		0.20	20 to 240/250	127-7013		127-7013LTM
	20	0.10	20 to 250/260	127-7022		127-7022LTM
		0.20	20 to 240/250	127-7023	127-7023E	127-7023LTM
<i>0.18</i>	<i>10</i>	<i>0.18</i>	<i>20 to 250/260</i>	<i>121-7012</i>		<i>121-7012LTM</i>
	<i>20</i>	<i>0.18</i>	<i>20 to 250/260</i>	<i>121-7022</i>		<i>121-7022LTM</i>
		<i>0.30</i>	<i>20 to 240/250</i>	<i>121-7023</i>		<i>121-7023LTM</i>
	<i>40</i>	<i>0.18</i>	<i>20 to 250/260</i>	<i>121-7042</i>	<i>121-7042E</i>	
		<i>0.30</i>	<i>20 to 240/250</i>	<i>121-7043</i>		
0.20	25	0.20	20 to 250/260	128-7022		
	30	0.20	20 to 250/260	128-7032		128-7032LTM
	50	0.20	20 to 250/260	128-7052		

Agilent J&W High Efficiency GC columns are displayed using italicized descriptions and part numbers

(Continued)

DB-WAX and DB-WaxFF

ID (mm)	Length (m)	Film (μm)	Temp Limits ($^{\circ}\text{C}$)	7 in Cage	5 in Cage	7890/6890
						LTM II Module
DB-WAX						
0.25	15	0.25	20 to 250/260	122-7012	122-7012E	122-7012LTM
		0.50	20 to 240/250	122-7013		122-7013LTM
	30	0.15	20 to 250/260	122-7031		
		0.25	20 to 250/260	122-7032	122-7032E	122-7032LTM
		0.50	20 to 240/250	122-7033	122-7033E	122-7033LTM
	60	0.15	20 to 250/260	122-7061		
		0.25	20 to 250/260	122-7062	122-7062E	
0.50		20 to 240/250	122-7063	122-7063E		
0.32	15	0.25	20 to 250/260	123-7012		123-7012LTM
		0.50	20 to 240/250	123-7013		123-7013LTM
	30	0.15	20 to 250/260	123-7031		
		0.25	20 to 250/260	123-7032	123-7032E	123-7032LTM
		0.50	20 to 240/250	123-7033	123-7033E	123-7033LTM
	60	0.25	20 to 250/260	123-7062		
		0.50	20 to 240/250	123-7063	123-7063E	
0.45	30	0.85	20 to 230/240	124-7032		
0.53	15	0.50	20 to 230/240	125-7017		
		1.00	20 to 230/240	125-7012	125-7012E	
	30	0.25	20 to 230/240	125-7031		125-7031LTM
		0.50	20 to 230/240	125-7037		
		1.00	20 to 230/240	125-7032	125-7032E	125-7032LTM
	60	1.00	20 to 230/240	125-7062	125-7062E	
	DB-WaxFF					
0.10	20	0.20	20 to 240/250	127-7023FF		

DB-WAXetr

- Polyethylene glycol (PEG)
- Extended temperature range (etr)
- High polarity
- Excellent column-to-column repeatability
- Bonded and cross-linked
- Solvent rinsable
- Equivalent to USP Phase G16

Similar Phases: SUPELCOWAX 10, SUPEROX II, CB-WAX, Stabilwax, BP-20, 007-CW, Carbowax, Rtx-WAX, ZB-WAX, ZB-WAX plus

DB-WAXetr

ID (mm)	Length (m)	Film (μm)	Temp Limits ($^{\circ}\text{C}$)	7 in Cage	5 in Cage	7890/6890
						LTM II Module
0.20	25	0.40	30 to 250/260	128-7323		
0.25	30	0.25	30 to 260/280	122-7332	122-7332E	122-7332LTM
		0.50	30 to 250/260	122-7333		
	60	0.25	30 to 260/280	122-7362		
		0.50	30 to 250/260	122-7363		
0.32	15	0.25	30 to 260/280	123-7312		
		1.00	30 to 250/260	123-7314		
	30	0.25	30 to 260/280	123-7332		
		0.50	30 to 250/260	123-7333		
		1.00	30 to 250/260	123-7334		123-7334LTM
	50	1.00	30 to 250/260	123-7354	123-7354E	
	60	0.25	30 to 260/280	123-7362		
		0.50	30 to 250/260	123-7363		
1.00		30 to 250/260	123-7364			
0.53	15	1.00	30 to 240/260	125-7312		
		2.00	50 to 230/250	125-7314		
	30	1.00	30 to 240/260	125-7332	125-7332E	
		1.50	30 to 230/240	125-7333		125-7333LTM
		2.00	50 to 230/250	125-7334	125-7334E	
	60	1.00	30 to 240/260	125-7362		

HP-INNOWax


- Polyethylene glycol (PEG)
- High polarity
- Highest upper temperature limits of the bonded PEG phases
- Column-to-column repeatability
- Bonded and cross-linked
- Solvent rinsable
- Close equivalent to USP Phase G16

Similar Phases: SUPELCOWAX 10, SUPEROX II, CB-WAX, Stabilwax, BP-20, 007-CW, Carbowax, ZB-WAX, ZB-WAX+

HP-INNOWax

ID (mm)	Length (m)	Film (µm)	Temp Limits (°C)	7 in Cage	5 in Cage	7890/6890 LTM II Module
<i>0.18</i>	<i>20</i>	<i>0.18</i>	<i>40 to 260/270</i>	<i>19091N-577</i>	<i>19091N-577E</i>	<i>19091N-577LTM</i>
<i>0.20</i>	<i>25</i>	<i>0.20</i>	<i>40 to 260/270</i>	<i>19091N-102</i>		<i>19091N-102LTM</i>
		<i>0.40</i>	<i>40 to 260/270</i>	<i>19091N-202</i>		
	<i>50</i>	<i>0.20</i>	<i>40 to 260/270</i>	<i>19091N-105</i>	<i>19091N-105E</i>	
		<i>0.40</i>	<i>40 to 260/270</i>	<i>19091N-205</i>	<i>19091N-205E</i>	
<i>0.25</i>	<i>5</i>	<i>0.15</i>	<i>40 to 260/270</i>	<i>19091N-030</i>		<i>19091N-030LTM</i>
		<i>0.10</i>	<i>40 to 260/270</i>	<i>19091N-331</i>		
		<i>0.25</i>	<i>40 to 260/270</i>	<i>19091N-131</i>	<i>19091N-131E</i>	
		<i>0.50</i>	<i>40 to 260/270</i>	<i>19091N-231</i>		
	<i>30</i>	<i>0.15</i>	<i>40 to 260/270</i>	<i>19091N-033</i>		
		<i>0.25</i>	<i>40 to 260/270</i>	<i>19091N-133</i>	<i>19091N-133E</i>	<i>19091N-133LTM</i>
		<i>0.50</i>	<i>40 to 260/270</i>	<i>19091N-233</i>	<i>19091N-233E</i>	
		<i>0.15</i>	<i>40 to 260/270</i>	<i>19091N-036</i>		
<i>0.32</i>	<i>15</i>	<i>0.25</i>	<i>40 to 260/270</i>	<i>19091N-111</i>		
		<i>0.15</i>	<i>40 to 260/270</i>	<i>19091N-013</i>		<i>19091N-013LTM</i>
		<i>0.25</i>	<i>40 to 260/270</i>	<i>19091N-113</i>	<i>19091N-113E</i>	
	<i>60</i>	<i>0.50</i>	<i>40 to 260/270</i>	<i>19091N-213</i>	<i>19091N-213E</i>	
		<i>0.25</i>	<i>40 to 260/270</i>	<i>19091N-116</i>		
		<i>0.50</i>	<i>40 to 260/270</i>	<i>19091N-216</i>	<i>19091N-216E</i>	
<i>0.53</i>	<i>15</i>	<i>1.00</i>	<i>40 to 240/250</i>	<i>19095N-121</i>		
	<i>30</i>	<i>1.00</i>	<i>40 to 240/250</i>	<i>19095N-123</i>	<i>19095N-123E</i>	<i>19095N-123LTM</i>
	<i>60</i>	<i>1.00</i>	<i>40 to 240/250</i>	<i>19095N-126</i>		

Agilent J&W High Efficiency GC columns are displayed using italicized descriptions and part numbers



Column shown with EZ-GRIP

CP-Wax 52 CB

- Polyethylene glycol phase
- High polarity
- Wider temperature range than non-bonded polyethylene glycols
- Bonded and cross-linked
- Solvent rinsable
- High resolution of low boiling point analytes
- High polarity provides separations for a broad range of applications
- Excellent reproducibility and temperature stability for a variety of EPA and ASTM methods
- Supplied with an EZ-GRIP to simplify column installation, coupling and operation

Note: We recommend the UltiMetal column when working in rugged environments with process or portable instruments.

Similar Phases: SUPELCOWAX 10, SUPEROX II, CB-WAX, Stabilwax, BP-20, 007-CW, Carbowax, HP-INNOWax, Rtx-WAX, ZB-WAX, ZB-WAX+

CP-Wax 52 CB

ID (mm)	Length (m)	Film (µm)	Temp Limits (°C)	7 in Cage	5 in Cage
0.10	10	0.10	20 to 250/265	CP7334	
		0.20	20 to 250/265	CP7335	
<i>0.15</i>	<i>15</i>	<i>0.12</i>	<i>20 to 250/265</i>	<i>CP7791</i>	
	<i>25</i>	<i>0.25</i>	<i>20 to 250/265</i>	<i>CP7792</i>	
0.20	30	0.20	20 to 250/265	CP7775	
	50	0.20	20 to 250/265	CP7785	
0.25	10	0.20	20 to 250/265	CP7703	
	15	0.25	20 to 250/265	CP8513	
	25	0.20	20 to 250/265	CP7713	CP7713I5
			20 to 250/265	CP7673	CP7673I5
	30	0.15	20 to 250/265	CP8745	
		0.25	20 to 250/265	CP8713	CP8713I5
		0.50	20 to 250/265	CP8746	
	50	0.20	20 to 250/265	CP7723	CP7723I5
60	0.25	20 to 250/265	CP8723		
		20 to 250/265	CP8748		

Agilent J&W High Efficiency GC columns are displayed using italicized descriptions and part numbers

(Continued)

CP-Wax 52 CB

ID (mm)	Length (m)	Film (μm)	Temp Limits ($^{\circ}\text{C}$)	7 in Cage	5 in Cage	
0.32	10	1.00	20 to 250/265	CP7628		
		15	0.15	20 to 250/265	CP8533	
			0.25	20 to 250/265	CP8543	
			0.50	20 to 250/265	CP8553	
	25	0.20	20 to 250/265	CP7743		
		0.40	20 to 250/265	CP7879		
		1.20	20 to 250/265	CP7763		
	30	0.25	20 to 250/265	CP8843		
		0.50	20 to 250/265	CP8763		
	50	0.20	20 to 250/265	CP7753		
			0.40	20 to 250/265	CP7889	
		1.20	20 to 250/265	CP7773	CP7773I5	
	60	0.25	20 to 250/265	CP8853		
			0.50	20 to 250/265	CP8773	
		1.20	20 to 250/265	CP8073	CP8073I5	
0.53	10	2.00	20 to 250/265	CP7648		
	15	1.00	20 to 250/265	CP8718		
	25	1.00	20 to 250/265	CP7638		
		2.00	20 to 250/265	CP7658	CP7658I5	
	30	1.00	20 to 250/265	CP8738	CP8738I5	
	50	1.00	20 to 250/265	CP7698	CP7698I5	
		2.00	20 to 250/265	CP7668		
	60	1.00	20 to 250/265	CP8798		
	100	2.00	20 to 250/265	CP7678		

CP-Wax 52 CB UltiMetal

ID (mm)	Length (m)	Film (μm)	Temp Limits ($^{\circ}\text{C}$)	Part No.
0.53	10	0.50	20 to 250/275	CP7128
		1.00	20 to 250/275	CP7148
	25	2.00	20 to 250/275	CP7178
		50	1.00	20 to 250/275
			2.00	20 to 250/275

DB-FFAP

- Nitroterephthalic acid modified polyethylene glycol
- High polarity
- Temperature range from 40 °C to 250 °C
- Designed for the analysis of volatile fatty acids and phenols
- Replaces OV-351
- Bonded and cross-linked
- Solvent rinsable
- Close equivalent to USP Phase G35

Note: We do not recommend the use of water or methanol to rinse DB-FFAP GC columns.

Similar Phases: Stabilwax-DA, Nukol, 007-FFAP, BP21, AT-1000, OV-351

DB-FFAP

ID (mm)	Length (m)	Film (µm)	Temp Limits (°C)	7 in Cage	5 in Cage	7890/6890 LTM II Module
0.10	10	0.10	40 to 250	127-3212		127-3212LTM
	15	0.10	40 to 250	127-32H2		127-32H2LTM
0.25	15	0.25	40 to 250	122-3212		
	30	0.25	40 to 250	122-3232	122-3232E	122-3232LTM
		0.50	40 to 250	122-3233		
	60	0.25	40 to 250	122-3262	122-3262E	
		0.50	40 to 250	122-3263		
0.32	15	0.25	40 to 250	123-3212		
	25	0.50	40 to 250	123-3223		
	30	0.25	40 to 250	123-3232	123-3232E	123-3232LTM
		0.50	40 to 250	123-3233		123-3233LTM
		1.00	40 to 250	123-3234		123-3234LTM
	50	0.50	40 to 250	123-3253		
	60	0.25	40 to 250	123-3262		
0.50		40 to 250	123-3263			
	1.00	40 to 250	123-3264			
0.45	30	0.85	40 to 250	124-3232		
0.53	10	1.00	40 to 250	125-32H2		
	15	0.50	40 to 250	125-3217		125-3217LTM
		1.00	40 to 250	125-3212		
	30	0.25	40 to 250	125-3231		
		0.50	40 to 250	125-3237		
		1.00	40 to 250	125-3232	125-3232E	
		1.50	40 to 250	125-3233		
	60	1.00	40 to 250	125-3262		

HP-FFAP

- Nitroterephthalic acid modified polyethylene glycol
- High polarity
- Temperature range from 60 °C to 240/250 °C (230/240 °C for 0.53 mm)
- Designed for the analysis of volatile fatty acids and phenols
- Replaces OV-351
- Bonded and cross-linked
- Solvent rinsable
- Close equivalent to USP Phase G35

Note: We do not recommend the use of water or methanol to rinse HP-FFAP GC columns.

Similar Phases: Stabilwax-DA, Nukol, 007-FFAP, BP21, AT-1000, OV-351

HP-FFAP

ID (mm)	Length (m)	Film (µm)	Temp Limits (°C)	7890/6890		
				7 in Cage	5 in Cage	LTM II Module
0.20	25	0.33	60 to 240/250	19091F-102	19091F-102E	19091F-102LTM
	50	0.33	60 to 240/250	19091F-105	19091F-105E	
0.25	30	0.25	60 to 240/250	19091F-433	19091F-433E	19091F-433LTM
0.32	25	0.50	60 to 240/250	19091F-112	19091F-112E	19091F-112LTM
	30	0.25	60 to 240/250	19091F-413		
	50	0.50	60 to 240/250	19091F-115	19091F-115E	
0.53	10	1.00	60 to 240	19095F-121		19095F-121LTM
	15	1.00	60 to 240	19095F-120	19095F-120E	
	30	1.00	60 to 240	19095F-123	19095F-123E	19095F-123LTM

TIPS & TOOLS

Agilent also offers CAM columns for amine analysis.



CP-Wax 58 FFAP CB

- Nitroterephthalic acid-modified polyethylene glycol phase
- High polarity
- Ideal for analysis of acidic compounds, such as phenols, underivatized and derivatized free fatty acids
- Highest polarity bonded wax column for analyzing polar compounds
- Chemically-bonded
- Solvent rinsable
- High inertness provides excellent peak shape
- Supplied with an EZ-GRIP to simplify column installation, coupling and operation

Similar Phases: SUPELCOWAX 10, SUPEROX II, CB-WAX, Stabilwax, BP-20, 007-CW, Carbowax, Rtx-WAX, ZB-WAX

CP-Wax 58 FFAP CB

ID (mm)	Length (m)	Film (µm)	Temp Limits (°C)	7 in Cage	5 in Cage
0.20	25	0.30	20 to 250/275	CP7787	
	50	0.30	20 to 250/275	CP7797	
0.25	25	0.20	20 to 250/275	CP7717	CP771715
	50	0.20	20 to 250/275	CP7727	
0.32	25	0.20	20 to 250/275	CP7747	
		1.20	20 to 250/275	CP7767	
	50	0.20	20 to 250/275	CP7757	
		0.50	20 to 250/275	CP7778	
		1.20	20 to 250/275	CP7777	
0.53	15	0.50	20 to 250/275	CP7665	
		1.00	20 to 250/275	CP7614	
	50	2.00	20 to 250/275	CP7654	
		1.00	20 to 250/275	CP7624	
		2.00	20 to 250/275	CP7664	



TIPS & TOOLS

View the latest GC column focused applications, products and educational resources at www.agilent.com/chem/myGCColumns

Carbowax 20M and HP-20M

- Polyethylene glycol, MW 20,000
- Equivalent to USP Phase G16

Similar Phases: Rt-CW20M F&F


Because the Carbowax 20M and the HP-20M are not bonded or cross-linked, we do not recommend solvent rinsing. DB-WAX is the recommended bonded alternate for the HP-20M.

Carbowax 20M

ID (mm)	Length (m)	Film (µm)	Temp Limits (°C)	7890/6890	
				7 in Cage	LTM II Module
0.25	30	0.25	60 to 220/240	112-2032	112-2032LTM
0.32	30	0.25	60 to 220/240	113-2032	

HP-20M

ID (mm)	Length (m)	Film (µm)	Temp Limits (°C)	7890/6890		
				7 in Cage	5 in Cage	LTM II Module
0.20	25	0.10	60 to 220	19091W-102		
	50	0.10	60 to 220	19091W-105		
0.32	25	0.30	60 to 220	19091W-012	19091W-012E	19091W-012LTM
	50	0.30	60 to 220	19091W-015	19091W-015E	
0.53	10	1.33	60 to 220	19095W-121		
	30	1.33	60 to 220	19095W-123		



Specialty Columns

Agilent chemists have developed many columns with varied characteristics designed to solve the most difficult separation problems of a given method. As a result, we offer a comprehensive line of specialty or "select" columns for a variety of applications to enhance the standard phase portfolio. With columns for volatiles, pesticides, petrochemicals and more – Agilent exceeds standard QA/QC procedures for the manufacturing and testing of all of our specialty columns to ensure they meet the stringent demands for their application. These columns offer reliable, accurate results with the shortest run times possible on complex sample lists and matrices.

High Temperature Columns

DB-1ht

- 100% Dimethylpolysiloxane
- Non-polar
- Specially processed for extended temperature limit of 400 °C
- High temperature, polyimide-coated, fused silica tubing
- Excellent peak shape and faster elution times for high boilers
- Bonded and cross-linked
- Solvent rinsable

Similar Phases: Rxi-1HT, Stx-1ht, ZB-1ht

DB-1ht

ID (mm)	Length (m)	Film (µm)	Temp Limits (°C)	7 in Cage	5 in Cage	7890/6890
						LTM II Module
0.25	15	0.10	-60 to 400	122-1111	122-1111E	
	30	0.10	-60 to 400	122-1131		
0.32	15	0.10	-60 to 400	123-1111	123-1111LTM	
	30	0.10	-60 to 400	123-1131	123-1131E	
0.53	30	0.17	-60 to 400	125-1131		

DB-5ht

- (5%-Phenyl)-methylpolysiloxane
- Non-polar
- Specially processed for extended temperature limit of 400 °C
- High temperature, polyimide-coated, fused silica tubing
- Excellent peak shape and faster elution times for high boilers
- Bonded and cross-linked
- Solvent rinsable

Similar Phases: HT5, Stx-5ht, ZB-5ht



DB-5ht

ID (mm)	Length (m)	Film (µm)	Temp Limits (°C)	7890/6890		
				7 in Cage	5 in Cage	LTM II Module
0.25	15	0.10	-60 to 400	122-5711	122-5711E	122-5711LTM
	30	0.10	-60 to 400	122-5731		122-5731LTM
0.32	10	0.10	-60 to 400	123-5701		123-5701LTM
	15	0.10	-60 to 400	123-5711	123-5711E	
	30	0.10	-60 to 400	123-5731	123-5731E	

DB-17ht

- (50%-Phenyl)-methylpolysiloxane
- Mid-polarity
- Extended upper temperature limit of 365 °C
- High temperature, polyimide-coated, fused silica tubing
- Excellent peak shape and faster elution times for high boilers
- Improved resolution for triglycerides
- Ideal for confirmational analyses
- Bonded and cross-linked
- Solvent rinsable

Similar Phases: Rtx-65TG, BPX50

DB-17ht

ID (mm)	Length (m)	Film (µm)	Temp Limits (°C)	7 in Cage	7890/6890
					LTM II Module
0.25	5	0.15	40 to 340/365	122-1801	122-1801LTM
	15	0.15	40 to 340/365	122-1811	
	30	0.15	40 to 340/365	122-1831	122-1831LTM
0.32	15	0.15	40 to 340/365	123-1811	
	30	0.15	40 to 340/365	123-1831	
	60	0.15	40 to 340/365	123-1861	



TIPS & TOOLS

Learn more about the Agilent 7890B GC System at www.agilent.com/chem/7890BGC

VF-5ht and VF-5ht UltiMetal

- Enhanced selectivity improves column longevity and reduces downtime
- Detector performance provides improved detection limits
- For analyses of high boiling compounds by exhibiting ultra low bleed at high temperatures
- Optimized sensitivity and accuracy for analysis of high molecular weight compounds
- Identical selectivity as VF-5ms (bleed spec of 30 m x 0.25 mm column is <5 pA at 400 °C)
- UltiMetal technology renders the stainless steel inert and enhances bonding of the stationary phase for improved column lifetime and excellent peak shape

Similar Phases: ZB-5ht, Rxi-5ht

VF-5ht

ID (mm)	Length (m)	Film (µm)	Temp Limits (°C)	7 in Cage
0.25	15	0.10	-60 to 400/400	CP9045
	30	0.10	-60 to 400/400	CP9046
0.32	10	0.10	-60 to 400/400	CP9044
	15	0.10	-60 to 400/400	CP9047
	30	0.10	-60 to 400/400	CP9048

Similar Phases: ZB-5ht, Rxi-5ht

VF-5ht UltiMetal

ID (mm)	Length (m)	Film (µm)	Temp Limits (°C)	7 in Cage	5 in Cage
0.25	15	0.10	-60 to 430/450	CP9090	
		0.10	-60 to 430/450	CP9091*	
	30	0.10	-60 to 430/450	CP9092	
		0.10	-60 to 430/450	CP9093*	
0.32	15	0.10	-60 to 430/450	CP9094	CP9094I5
		0.10	-60 to 430/450	CP9095*	
	30	0.10	-60 to 430/450	CP9096	
		0.10	-60 to 430/450	CP9097*	

*These configurations include a 2 m x 0.53 mm id UltiMetal retention gap which are pre-connected to the VF-5ht UltiMetal column with a high temperature column connector.

Petroleum Columns

Petroleum applications vary greatly in character. From noble gases to simulated distillation, Agilent offers a broad range of columns designed to meet the needs of the petroleum/petrochemical chromatographer. Refer to the PLOT column section for columns for the analysis of light gases.

Lowox

- Highly selective for a wide range of oxygenates
- Minimal particle loss preserves detector performance
- Industry proven for process and portable GC applications (ASTM D7059)
- Analyze trace level oxygenate impurities in gas and liquid hydrocarbon streams
- High polarity
- Ideal for monitoring catalyst contamination by oxygenates

Lowox

ID (mm)	Length (m)	Film (μm)	Temp Limits ($^{\circ}\text{C}$)	7 in Cage	5 in Cage
0.53	10	10.00	0 to 350/350	CP8587	CP858715

GS-OxyPLOT

- Accurate analysis of ppm/ppb level oxygenates in C_1 to C_{10} hydrocarbons
- Strong selectivity for a wide range of oxygenates (ethers, alcohols, aldehydes, and ketones) in complex matrixes such as gaseous hydrocarbons, motor fuels, and crude oil
- Suitable for ASTM methods for oxygenates
- Very high column stability (upper temperature limit of 350°C) with no column bleed
- Stable phase coating virtually eliminates particle generation and detector spiking
- Excellent for low concentration, quantitative GC analysis
- Ideal for selective heart-cutting applications

GS-OxyPLOT

ID (mm)	Length (m)	Temp Limits ($^{\circ}\text{C}$)	7 in Cage	5 in Cage
0.53	10	350	115-4912	115-4912E

CP-Sil 5 CB for Formaldehyde

- Optimized for analysis of formaldehyde, water and methanol
- Trace analysis of sulfur compounds possible
- Partial permanent gas analysis possible (especially in switching systems)
- Non-polar phase provides accurate separations based on volatility
- High inertness, elutes sulfur components without absorption for high quality data and low detection limits
- Highest efficiency for this apolar column with the thickest film

CP-Sil 5 CB for Formaldehyde

ID (mm)	Length (m)	Film (μm)	Temp Limits ($^{\circ}\text{C}$)	7 in Cage
0.32	60	8.00	-60 to 300/325	CP7475

HP-PONA

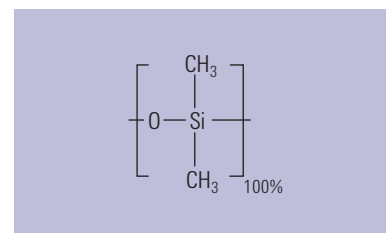
- 100% Dimethylpolysiloxane
- Configured for the analysis of petroleum process products
- Tested to ensure the resolution of m-xylene from p-xylene and of cyclopentane from 2,3-dimethylbutane
- PONA, PIANO
- High resolution
- Bonded and cross-linked
- Solvent rinsable

Note: 100 psi regulator required to reach optimum carrier gas velocity

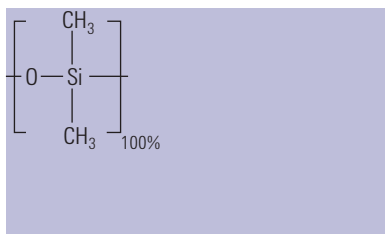
Similar Phases: Petrocol DH, SPB-1, 007-1, Rtx-1, MXT-1, Rtx-1PONA, Rtx-DHA

HP-PONA

Description	ID (mm)	Length (m)	Film (μm)	Temp Limits ($^{\circ}\text{C}$)	7 in Cage	5 in Cage
HP-PONA	0.20	50	0.50	-60 to 325/350	19091S-001	19091S-001E
HP-1	0.20	50	0.50	-60 to 325/350	19091Z-205	19091Z-205E
HP-1	0.25	100	0.50	-60 to 325/350	19091Z-530	19091Z-530E



Structure of HP-PONA



Structure of CP-Sil PONA CB

CP-Sil PONA CB

- High resolution analysis of paraffins, olefins, naphthalenes and aromatics in complex hydrocarbon mixtures
- Engineered for hydrocarbon analysis according to ASTM (DHA method)
- Inert to polar compounds for highly accurate data
- Excellent column-to-column reproducibility

Similar Phases: Petrocol DH, SPB-1, 007-1, Rtx-1, MXT-1

CP-Sil PONA CB

ID (mm)	Length (m)	Film (µm)	Temp Limits (°C)	7 in Cage	5 in Cage
0.21	50	0.50	250/275	CP7531	CP753115
0.25	100	0.50	250/275	CP7530	
0.25	150	1.00	250/275	CP7945	

CP-Sil PONA for ASTM D5134

- Optimized PONA analysis for ASTM D5134
- Exact dimensions as specified in the ASTM method for full compliance
- Inert to polar additives

CP-Sil PONA for ASTM D5134

ID (mm)	Length (m)	Film (µm)	Temp Limits (°C)	7 in Cage
0.21	50	0.50	250/275	CP7531

DB-Petro

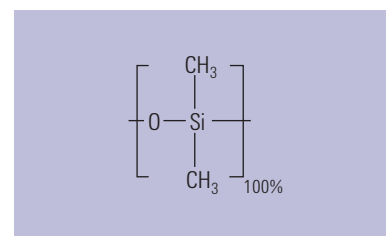
- 100% Dimethylpolysiloxane
- Configured for the analysis of petroleum process products
- PONA, PIANO
- High resolution
- Bonded and cross-linked
- Solvent rinsable

Note: 100 psi regulator required to reach optimum carrier gas velocity

Similar Phases: Petrocol DH, SPB-1, 007-1, Rtx-1, MXT-1

DB-Petro

ID (mm)	Length (m)	Film (µm)	Temp Limits (°C)	7 in Cage	5 in Cage
0.20	50	0.50	-60 to 325/350	128-1056	
0.25	100	0.50	-60 to 325/350	122-10A6	122-10A6E



Structure of DB-Petro



HP-1 Aluminum Clad

- 100% Dimethylpolysiloxane
- Aluminum clad fused silica tubing
- For high temperature simulated distillation
- Bonded and cross-linked
- Solvent rinsable

Similar Phases: MXT-1

HP-1 Aluminum Clad

ID (mm)	Length (m)	Film (µm)	Temp Limits (°C)	7 in Cage
0.53	5	0.09	0 to 350/450	19095S-205
	10	0.09	0 to 350/450	19095S-200

DB-2887

- 100% Dimethylpolysiloxane
- Specifically designed for simulated distillation using ASTM Method D2887
- Rapid conditioning, fast run time and low bleed when compared to packed columns
- Bonded and cross-linked
- Solvent rinsable

Similar Phases: Petrocol EX2887, MXT-2887, MXT-1, Rtx-2887

DB-2887

ID (mm)	Length (m)	Film (µm)	Temp Limits (°C)	7 in Cage	5 in Cage	7890/6890
						LTM II Module
0.53	10	3.00	-60 to 350	125-2814	125-2814E	125-2814LTM



DB-HT SimDis

- 100% Dimethylpolysiloxane
- "Boiling point" phase for high temperature simulated distillation
- Durable stainless steel tubing
- 430 °C upper temperature limit
- Distillation range of C₆ to C₁₁₀₊
- Low bleed, even at 430 °C
- Bonded and cross-linked
- Solvent rinsable

Similar Phases: Petrocol EX2887, MXT-2887, Rtx-2887, AC Controls High Temp Sim Dist, AT-2887, ZB-1XT SimDist

DB-HT SimDis

ID (mm)	Length (m)	Film (µm)	Temp Limits (°C)	7 in Cage
0.53	5	0.10	-60 to 400/430	145-1009
		0.15	-60 to 400/430	145-1001

TIPS & TOOLS



For fast simulated distillation for ASTM method D7798-13, see the LTM columns.

Turn to page 447.

CP-SimDist

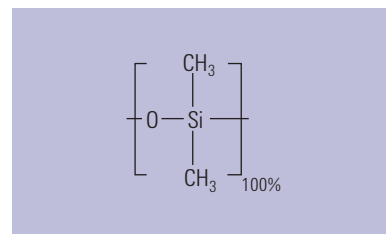
- For simulated distillation analysis up to C₁₀₀
- High temperature non-polar stationary phase
- Low bleed improves quantitation
- High temperature polyimide coating extends lifetime

CP-SimDist fused silica columns are guaranteed for simulated distillation up to C₁₀₀. These columns are low bleed, typically only 4-5 pA at 400 °C. The high temperature stationary phase and polyimide coating extend column lifetime.

Similar Phases: Petrocol EX2887, MXT-2887, Rtx-2887, AC Controls High Temp Sim Dist, AT-2887, ZB-1XT SimDist

CP-SimDist

ID (mm)	Length (m)	Film (μm)	Temp Limits (°C)	7 in Cage	5 in Cage
0.32	10	0.10	375/400	CP7521	
0.53	5	0.17	375/400	CP7522	CP752215
	10	0.10	375/400	CP7541	



Structure of CP-SimDist

TIPS & TOOLS

For optimum performance, ferrules should be replaced every time the column is replaced and during column maintenance.

Turn to page 37.



CP-SimDist UltiMetal

- Designed for ASTM D2887 and the extended D2887 method compliance
- Low bleed
- Extended analysis to C₁₂₀ with maximum temperature of 450 °C
- UltiMetal tubing for excellent durability (same id as 0.53 mm id fused silica)
- Excellent retention time repeatability and column lifetime due to special deactivation of UltiMetal surface

Similar Phases: Petrocol EX2887, MXT-2887, Rtx-2887, AC Controls High Temp Sim Dist, AT-2887, ZB-1XT SimDist

CP-SimDist UltiMetal

ID (mm)	Length (m)	Film (µm)	Temp Limits (°C)	7 in Cage	5 in Cage	
0.53	5	0.09	450/450	CP7569	CP7569I5	
		0.17	450/450	CP7532	CP7532I5	
		0.88	450/450	CP7570		
		2.65	400/400	CP7571		
	10	10	0.17	450/450	CP7542	
			0.06	450/450	CP6540	
			0.53	450/450	CP7592	
			0.88	450/450	CP7512	CP7512I5
			1.20	450/450	CP7562	
			2.65	400/400	CP7582	
			5.00	400/400	CP7572	
			20	0.11	450/450	CP7593
	25	0.06	450/450	CP6550		

CP-Sil 2 CB

- Lowest polarity bonded stationary phase available
- Replaces squalane
- Highly selective toward cyclic hydrocarbons
- Separation almost entirely based on boiling point
- Stable at temperatures up to 200 °C

CP-Sil 2 CB

ID (mm)	Length (m)	Film (µm)	Temp Limits (°C)	7 in Cage
0.25	25	0.25	25 to 200/200	CP7714
0.32	50	0.25	25 to 200/200	CP7754
	25	1.20	25 to 200/200	CP7764

CP-TCEP for Alcohols in Gasoline

- Engineered for analysis of alcohols in gasoline
- Excellent peak shape for accurate separations of alcohols
- Temperature stability to 135 °C for high productivity
- Separates benzene after n-dodecane

Similar Phases: Rt-TCEP

CP-TCEP

ID (mm)	Length (m)	Film (µm)	Temp Limits (°C)	7 in Cage	5 in Cage
0.25	50	0.40	135/140	CP7525	CP752515

DB-Sulfur SCD

- Engineered for sulfur chemiluminescence detection (SCD) to provide low bleed performance and reduced SCD ceramic tube fouling
- Extends SCD signal stability which greatly reduces instrument downtime and operational cost for detector maintenance
- Excellent peak shape for a wide range of reactive sulfur compounds from H₂S, COS, mercaptans and thiophenes
- 100% Dimethyl polysiloxane stationary phase (PDMS) as specified in ASTM methods such as D5623 and D5504
- Custom configurations are available through the custom column shop, www.agilent.com/chem/CustomColumn

DB-Sulfur SCD

ID (mm)	Length (m)	Film (μm)	Temp Limits (°C)	7 in Cage
0.32	40	0.75	-60 to 270/290	G3903-63002
	40	3.00	-60 to 25/270	G3903-63004
	60	4.20	-60 to 25/270	G3903-63001
0.53	70	4.30	-60 to 25/270	G3903-63003

TIPS & TOOLS



J&W DB-Sulfur SCD GC Columns are optimized for low bleed and enhanced SCD signal stability. To view a video with more information, visit www.agilent.com/chem/db-sulfur_scd



Select Low Sulfur

- Highest degree of column inertness provides excellent peak shape for active compounds
- Low detection limits for sulfur compounds
- Prevents co-elution and matrix interferences in propylene streams
- Highly permeable PLOT stationary phase provides high retention of volatile compounds
- Specific QC testing results in consistent column inertness performance
- Mechanical stability results in no particle loss

Select Low Sulfur

ID (mm)	Length (m)	Temp Limits (°C)	7 in Cage
0.32	60	185	CP8575

CP-Sil 5 CB for Sulfur

- Optimized for analysis of volatile sulfur compounds
- Trace analysis of sulfur compounds to C₇ mercaptan for high productivity
- Non-polar phase provides accurate separations based on volatility
- High inertness, elutes SO₂ for high quality data and low detection limits

CP-Sil 5 CB for Sulfur

ID (mm)	Length (m)	Film (µm)	Temp Limits (°C)	7 in Cage
0.32	30	4.00	-60 to 300/325	CP7529

Select for Permanent Gases/CO₂ Column, CP7429

Select for Permanent Gases – Dual Column

- Set of two parallel columns: CP-Molsieve 5Å for permanent gases and PoraBOND Q for CO₂ analysis
- Isothermal separation at temperatures >40 °C eliminates the need for cryogenics
- Temperature stability up to 300 °C allows short regeneration times and improves efficiency
- One injector, one detector simplifies operation
- Engineered for fast separation, low level analysis and quantification of argon/oxygen
- Separates permanent gases and CO₂ in a single run
- Coupled, tested and securely mounted on EZ-GRIP column mount
- For resolution of the difficult-to-separate argon/oxygen and helium/neon pairs, use CP7530 Select Permanent Gases/HR (High Resolution) column

Select for Permanent Gases – Dual Column

Description	Temp Limits (°C)	7 in Cage
Select Permanent Gases/CO ₂	300/325	CP7429
Select Permanent Gases/HR	300/325	CP7430

Select Al₂O₃ MAPD

- Aluminum oxide PLOT column for the analysis of reactive hydrocarbons such as methyl acetylene and propadiene (MAPD)
- Optimized to improve sensitivity and response
- Faster run improves operating efficiency
- Two-fold higher response for MAPD, especially important when running impurity analyses

Similar Phases: Rt-Alumina BOND/MAPD, MXT-Alumina BOND/MAPD

Select Al₂O₃ MAPD

ID (mm)	Length (m)	Temp Limits (°C)	7 in Cage
0.32	25	-100 to 200/200	CP7433
	50	-100 to 200/200	CP7431
0.53	50	-100 to 200/200	CP7432

Agilent J&W Biodiesel Capillary GC Columns

Biofuels are becoming more attractive as a viable supplement or alternative to petroleum-based fuels. Agilent J&W Biodiesel Capillary GC columns are purposely designed and application-optimized for the analysis of biodiesel to meet ASTM and CEN testing standards.

Biodiesel EN14105 Free/Total Glycerin and Biodiesel ASTM D6584 Free/Total Glycerin

- Designed for the analysis of free and total glycerin in B100 according to EN14105 or ASTM D6584
- Specially processed for extended temperature limit of 400 °C
- High temperature, polyimide-coated fused silica tubing
- Excellent peak shape and extended column life
- Bonded and cross-linked
- Solvent rinsable
- Retention gaps please order p/n 160-BD65-5 (5 m x 0.53 mm)

Biodiesel EN14103 FAME Analysis

- Specially designed for the analysis of esters and linoleic acid methyl esters in B100 using EN14103
- Bonded and cross-linked
- Solvent rinsable

Biodiesel EN14110 Residual Methanol

- Specially designed for the determination of trace methanol in B100 using EN14110
- Bonded and cross-linked
- Solvent rinsable



Biodiesel Capillary GC Columns

Description	ID (mm)	Length (m)	Film (µm)	Temp Limits (°C)	7 in Cage
Biodiesel ASTM D6584 Free/Total Glycerin	0.32	15	0.10	-60 to 400	123-BD11
Biodiesel EN14105 Free/Total Glycerin	0.32	10	0.10	-60 to 400	123-BD01
Biodiesel EN14103 FAME Analysis	0.32	30	0.25	40 to 260/270	1909BD-113
Biodiesel EN14110 Residual Methanol	0.32	30	1.80	20 to 260/280	123-BD34

Biodiesel Test Samples

Description	Part No.
Biodiesel MSTFA kit, 10 x 1 mL ampoules N-Methyl-N-(trimethylsilyl)trifluoro-acetamide for ASTM method D6584	5190-1407
Biodiesel D6584 kit 2 internal standard solutions, 1 mL, 5/pk and 2 internal standard solutions, 5 mL	5190-1408
Biodiesel E14105 kit, 4 x 1 mL ampoules 4 standard solutions	5190-1409
Biodiesel Monoglyceride kit, 3 x 1 mL ampoules	5190-1410



Select Biodiesel

- Complete set of biodiesel columns for full compliance and ease-of-use
- UltiMetal stainless steel technology provides high accuracy and longevity
- Pre-tested for complete confidence in results
- Good column lifetime when operating at temperatures up to 400 °C
- UltiMetal stainless steel column with ultra stable stationary phase
- Convenient pre-coupled retention gap that is leak tested

Technical Specifications

Method	Analytes	Column	Injector Type	Analysis Time (min)
ASTM D6584	Free and total glycerine	Select Biodiesel for Glycerides	On-column	32
EN14103	Ester and linoleic acid methyl esters	Select Biodiesel for FAME	Split/splitless	30
EN14105	Free and total glycerine; mono, di- and tri-glycerides	Select Biodiesel for Glycerides	On-column	35
EN14106	Free glycerol	Select Biodiesel for Glycerides	Split/splitless	10
EN14110	Methanol	Select Biodiesel for Methanol	Headspace with split/splitless	10

Select Biodiesel

Description	ID (mm)	Length (m)	Film (µm)	7 in Cage
For glycerides, UltiMetal, with 2 m retention gap	0.32	15	0.10	CP9078
For glycerides, UltiMetal	0.32	15	0.10	CP9079
For glycerides, UltiMetal, with 2 m retention gap	0.32	10	0.10	CP9076
For glycerides, UltiMetal	0.32	10	0.10	CP9077
For FAME, fused silica	0.32	30	0.25	CP9080
For Methanol, fused silica	0.32	30	3.00	CP9083
UltiMetal retention gap, methyl deactivated	0.53	2		CP6530

Select Silanes

- Stabilized trifluoropropyl-methyl polysiloxane phase for optimized ppm level analysis of silanes
- High capacity and retention
- Low bleed
- Reduced surface activity provides excellent peak shape
- Thick film offers high sample loading capacity and retention
- Typical applications include alkylated chlorosilanes at % levels as well as impurity analysis
- Valved, direct and split/splitless injections are possible

Select Silanes

ID (mm)	Length (m)	Film (μm)	Temp Limits ($^{\circ}\text{C}$)	7 in Cage
0.32	30	1.80	0 to 270/300	CP7434
	60	1.80	0 to 270/300	CP7435
0.53	60	3.00	0 to 270/300	CP7437

CP-Volamine

- Non-polar stationary phase
- Excellent stability for samples containing water expands the application range
- Maximum temperature of 265 °C for enhanced productivity
- Highly inert providing sharp amine peaks for accurate results
- Produces symmetrical peaks due to MPD (Multi-Purpose Deactivation) technology
- Excellent performance even when the sample contains high percentages of water
- Ideal for analyzing volatile amines like MMA, DMA and TMA (monomethyl, dimethyl and trimethyl amine)

Similar Phases: Rtx-Volatile Amines

CP-Volamine

ID (mm)	Length (m)	Temp Limits (°C)	7 in Cage	5 in Cage
0.32	15	265/300	CP7446	
	30	265/300	CP7447	CP744715
	60	265/275	CP7448	CP744815

CP-Sil 8 CB for Amines

- Base deactivated 5% phenyl polydimethylpolysiloxane
- Optimized inertness performance for a broad range of amine compounds
- Thermal stability up to 350 °C enables separations of amines up to C₂₀ as well as alkanolamines
- Base deactivated columns also available as CP-Wax for Amines

Similar Phases: Rtx-5 Amine

CP-Sil 8 CB for Amines

ID (mm)	Length (m)	Film (µm)	Temp Limits (°C)	7 in Cage	5 in Cage
<i>0.15</i>	<i>25</i>	<i>2.00</i>	<i>325/350</i>	<i>CP7599</i>	
0.25	30	0.25	325/350	CP7598	CP7598I5
	30	0.50	325/350	CP7595	CP7595I5
0.32	30	1.00	325/350	CP7596	CP7596I5
0.53	30	1.00	325/350	CP7597	

Agilent J&W High Efficiency GC columns are displayed using italicized descriptions and part numbers

CP-Wax for Volatile Amines and Diamines

Similar Phases: Stabilwax DB

CP-Wax for Volatile Amines and Diamines

ID (mm)	Length (m)	Film (µm)	Temp Limits (°C)	7 in Cage
0.32	25	1.20	220/220	CP7422
0.53	25	2.00	220/220	CP7424

PoraPLOT Amines

- PLOT columns specially designed for high retention of very volatile amines
- High efficiency at temperatures above ambient eliminates the need for cryogenics
- High sensitivity for amines and ammonia

PoraPLOT Amines

ID (mm)	Length (m)	Film (μm)	Temp Limits ($^{\circ}\text{C}$)	7 in Cage
0.32	25	10.00	-100 to 220/220	CP7591
0.53	25	20.00	-100 to 220/220	CP7594

Pesticides Columns

Agilent J&W low-bleed columns are ideal for the analysis of pesticides. Not only do they produce less bleed than a standard polymer, which improves the signal-to-noise ratio and minimum detectable quantities, but they also have higher upper temperature limits which allow for faster run times. Agilent also offers several common phases with additional pesticide-specific testing to ensure performance for your application.

Note: For CLP pesticides and other methods using electron capture detectors, see DB-35ms, DB-17ms and DB-XLB.

DB-CLP1 and DB-CLP2

- Universal column pair designed for pesticides analyses
- EPA Methods: CLP (Contract Lab Program) pesticides, 504.1, 505, 508.1, 551, 552.3, 8081B, 8082A, 8154A
- Ideal for dual column, dual ECD GC analyses
- DB-CLP1 and DB-CLP2 columns are regularly used in sets. Connect them together easily with an Agilent Ultra Inert, universal press fit Y-splitter (5190-6980), or an UltiMetal Plus deactivated CFT un-purged splitter (G3184-60065)
- Mid polarity stabilized phases provide fast and low bleed reliable analyses
- Special testing includes pesticides for proof of performance and column to column reproducibility
- DB-CLP1 primary, DB-CLP2 confirmation

DB-CLP1 and DB-CLP2

Description	ID (mm)	Length (m)	Film (µm)	Temp Limits (°C)	7 in Cage
DB-CLP1	0.32	30	0.25	50 to 340/360	123-8232
DB-CLP2	0.32	30	0.50	50 to 340/360	123-8336



TIPS & TOOLS

Check out Agilent's complete line of sample preparation products for any type of GC and GC/MS analysis at www.agilent.com/chem/sampleprep



VF-5 Pesticides

- Specially designed for the determination of trace levels of pesticide residue
- Highly inert for enhanced ECD and MS detection
- Tested with key pesticides including endrin and aldrin for optimal performance and consistency of results
- Low bleed

VF-5 Pesticides

ID (mm)	Length (m)	Film (μm)	Temp Limits ($^{\circ}\text{C}$)	7 in Cage
0.25	30	0.25	-60 to 325/350	CP9074
	50	0.25	-60 to 325/350	CP9073
0.32	30	0.25	-60 to 325/350	CP9075

TIPS & TOOLS

Tips and tricks for making better connections...

- It's important to use ferrules and nuts appropriate for your application, so graphite/polyimide ferrules and Agilent Self Tightening column nuts for oxygen detectors, or UltiMetal Plus Flexible Metal ferrules for ultimate flow path inertness
- Never over tighten fittings to avoid soft ferrules extruding into the fitting, contaminating or creating active sites in the flow path
- Install column at the correct and consistent height, critical for accurate and reproducible results
- Reduce and eliminate leaks at the MS interface with the Agilent Self Tightening column nuts that give you a tight connection without expensive upgrades or adaptors



DB-1701P

- Low/mid-polarity
- Exact replacement of HP-PAS1701
- Specifically designed and processed for the analysis of organochlorine pesticides
- ECD tested to ensure minimal pesticide breakdown and low ECD bleed
- Bonded and cross-linked
- Solvent rinsable

Similar Phases: SPB-1701, Rtx-1701, BP-10, CB-1701, OV-1701, 007-1701, ZB-1701P

DB-1701P

ID (mm)	Length (m)	Film (µm)	Temp Limits (°C)	7 in Cage	7890/6890
					LTM II Module
0.25	30	0.25	-20 to 280/300	122-7732	122-7732LTM
0.32	25	0.25	-20 to 280/300	123-7722	
	30	0.25	-20 to 280/300	123-7732	
0.53	30	1.00	-20 to 260/280	125-7732	

VF-1701 Pesticides

- Specially designed for the determination of trace levels of pesticide residues
- Columns individually tested with key pesticides, including endrin and aldrin
- Highly inert for improved detection limits for trace pesticide determination
- Proven performance with ECD or MS detection
- Ultra low bleed to improve sensitivity

VF-1701 Pesticides

ID (mm)	Length (m)	Film (µm)	Temp Limits (°C)	7 in Cage
0.25	30	0.25	-20 to 280/300	CP9070
	50	0.25	-20 to 280/300	CP9072
0.32	30	0.25	-20 to 280/300	CP9071

CP-Sil 8 CB for Pesticides

- Linear column response down to femtogram level for improved productivity
- Excellent inertness – tested with DDTs to provide very reliable data
- Can be used with on-column injection techniques
- Integrated retention gap helps avoid problems with solvent condensation allowing repeated splitless injections without phase deterioration

CP-Sil 8 CB for Pesticides

ID (mm)	Length (m)	Film (μm)	Temp Limits ($^{\circ}\text{C}$)	7 in Cage
0.25	50	0.12	300/325	CP7481
0.53	50	0.25	300/325	CP7504

CP-Sil 19 CB for Pesticides

- Ideal as a confirmation column for reliable results
- Specified for EPA and CLP analytes for ultimate compliance
- Supplied with a coupled retention gap for on-column injection for best detection limits

CP-Sil 19 CB for Pesticides

ID (mm)	Length (m)	Film (μm)	Temp Limits ($^{\circ}\text{C}$)	7 in Cage
0.25	30	0.25	275/300	CP7406
	50	0.20	275/300	CP7407
0.53	30	1.00	260/275	CP7409

DB-608

- Specifically designed for the analysis of chlorinated pesticides and PCBs
- US EPA Methods: 608, 508, 8080
- Excellent inertness and recoveries without pesticide breakdown
- Bonded and cross-linked
- Solvent rinsable
- Exact replacement of HP-608

Similar Phases: SPB-608, NON-PAKD Pesticide, 007-608

DB-608

ID (mm)	Length (m)	Film (µm)	Temp Limits (°C)	7 in Cage	7890/6890 LTM II Module
0.25	30	0.25	40 to 280/300	122-6832	
0.32	30	0.50	40 to 280/300	123-1730	123-1730LTM
0.53	30	0.50	40 to 260/280	125-6837	
		0.83	40 to 260/280	125-1730	

HP-PAS5

- Non-polar
- Specifically designed and processed for the analysis of organochlorine pesticides
- ECD tested to ensure minimal pesticide breakdown and low ECD bleed
- Bonded and cross-linked
- Solvent rinsable

Similar Phases: SPB-5, RSL-200, Rtx-5, BP-5, CB-5, OV-5, 007-2 (MPS-5), SE-52, SE-54, XTI-5, PTE-5, CC-5, ZB-5

HP-PAS5

ID (mm)	Length (m)	Film (µm)	Temp Limits (°C)	7 in Cage
0.32	25	0.52	-60 to 325/350	19091S-010

Rapid-MS

- Equivalent to 5% phenyl, 95% dimethylpolysiloxane
- Fast analysis time improves productivity
- Reduce analysis time by 3-5x for temperature programmed, and up to 10x for isothermal runs
- The film thickness from 0.1 to 1 μm ensures high loadability and higher sensitivity
- Low bleed

Note: Rapid-MS columns utilize the high optimal carrier gas velocity obtained when a separation is performed under reduced pressure for fast analysis times

Rapid-MS

ID (mm)	Length (m)	Film (μm)	Temp Limits ($^{\circ}\text{C}$)	7 in Cage
0.53	10	0.12	-60 to 325/325	CP8131
		0.25	-60 to 325/325	CP8132
		0.50	-60 to 325/325	CP8133
		1.00	-60 to 325/325	CP8134

Restriction for Rapid-MS

Description	Part No.
Restriction for Rapid-MS, fused silica, 0.1 mm id, 0.6 m, 5/pk	CP8121

PAH Columns

Select PAH

- Full separation for all PAH isomers avoids false positives and inaccurate results
- Full separation of EPA PAHs in less than 7 minutes and EU PAHs in less than 30 minutes, including separation of chrysene, triphenylene and benzo(a)fluoranthene (type b, j, and k)
- Fast results with no need for further analysis
- Low bleed enhances sensitivity

Select PAH

ID (mm)	Length (m)	Film (µm)	Temp Limits (°C)	7 in Cage
<i>0.15</i>	<i>15</i>	<i>0.10</i>	<i>40 to 325/350</i>	<i>CP7461</i>
0.25	30	0.15	40 to 325/350	CP7462

Agilent J&W High Efficiency GC columns are displayed using italicized descriptions and part numbers

DB-EUPAH

- Specially designed for analysis of EU regulated PAHs
- Individually tested with application-specific QC test probe mixture
- Great resolution of critical isomers, e.g. benzo(b,j,k)fluoranthenes
- Thermal stability for accurate analysis of high boiling PAHs, e.g. dibenzopyrenes
- Excellent signal-to-noise ratio
- Optimized column dimensions for proven performance

DB-EUPAH

ID (mm)	Length (m)	Film (µm)	Temp Limits (°C)	7 in Cage
<i>0.18</i>	<i>20</i>	<i>0.14</i>	<i>40 to 320/340</i>	<i>121-9627</i>
0.25	60	0.25	40 to 320/340	122-96L2

Agilent J&W High Efficiency GC columns are displayed using italicized descriptions and part numbers

CP-Sil PAH CB UltiMetal

- Separates all 16 PAHs according to EPA Method 610
- High temperature, low bleed phase
- Virtually unbreakable UltiMetal stainless steel capillary column
- Maximum temperature of 400/425 °C

CP-Sil PAH CB UltiMetal

ID (mm)	Length (m)	Film (μm)	Temp Limits ($^{\circ}\text{C}$)	7 in Cage
0.25	25	0.12	400/425	CP7440

Semivolatiles Columns

Semivolatiles are usually extracted from soil samples or other environmental matrixes. GC columns with precise retention time reproducibility and good mass spectrometer performance are key enablers for these often demanding analyses.

DB-UI 8270D for Semivolatiles

- Designed for EPA Method 8270D and other regulated GC/MS semivolatiles analysis
- Special semivolatiles testing ensures poof of column to column performance for trace level analysis
- Excellent 2,4-dinitrophenol response
- Ultra inertness and low bleed
- Available in convenient and economical 6 packs (6 for the price of 5)

DB-UI 8270D for Semivolatiles

ID (mm)	Length (m)	Film (µm)	Temp Limits (°C)	7 in Cage
<i>0.18</i>	<i>20</i>	<i>0.36</i>	<i>-60 to 325/350</i>	<i>121-9723</i>
			<i>-60 to 325/350</i>	<i>621-9723, 6/pk*</i>
<i>0.25</i>	<i>30</i>	<i>0.25</i>	<i>-60 to 325/350</i>	<i>122-9732</i>
			<i>-60 to 325/350</i>	<i>622-9732, 6/pk*</i>
		<i>0.50</i>	<i>-60 to 325/350</i>	<i>122-9736</i>

Agilent J&W High Efficiency GC columns are displayed using italicized descriptions and part numbers

*Only available in the US

CP-Sil 8 CB for PCB

- Engineered for the analysis of PCBs according to DIN method 51527
- Ideal for trace level ECD detection of PCBs
- High temperature stability provides low bleed and extended lifetime

CP-Sil 8 CB for PCB

ID (mm)	Length (m)	Film (μm)	Temp Limits ($^{\circ}\text{C}$)	7 in Cage
0.25	50	0.25	300/325	CP7482

DB-5.625

- Close equivalent to a (5%-Phenyl)-methylpolysiloxane
- Non-polar
- Specially processed to exhibit excellent inertness for EPA Semivolatiles Methods 625, 1625, 8270 and CLP protocols*
- Surpasses EPA performance criteria for semivolatiles
- Inert for base, neutral and acidic compounds
- High temperature limit with excellent thermal stability and low bleed
- Bonded and cross-linked
- Solvent rinsable

*Pentachlorophenol, 2,4-dinitrophenol, carbazole, and N-nitrosodiphenylamine used to test response factors.

Similar Phases: XTI-5, Rtx-5, PTE-5, BPX-5

DB-5.625

ID (mm)	Length (m)	Film (µm)	Temp Limits (°C)	7 in Cage
<i>0.18</i>	<i>20</i>	<i>0.18</i>	<i>-60 to 325/350</i>	<i>121-5621</i>
		<i>0.36</i>	<i>-60 to 325/350</i>	<i>121-5622</i>
0.25	30	0.25	-60 to 325/350	122-5631
		0.50	-60 to 325/350	122-5632
		1.00	-60 to 325/350	122-5633
	60	0.25	-60 to 325/350	122-5661
0.32	30	0.25	-60 to 325/350	123-5631
		0.50	-60 to 325/350	123-5632

Agilent J&W High Efficiency GC columns are displayed using italicized descriptions and part numbers

HP-5ms Semivolatile

- (5%-Phenyl)-methylpolysiloxane, identical selectivity to HP-5
- Non-polar
- Very low bleed characteristics, ideal for GC/MS
- Specifically tested for inertness for active compounds including acidic and basic compounds
- Improved signal-to-noise ratio for better sensitivity and mass spectral integrity
- Bonded and cross-linked
- Solvent rinsable
- Equivalent to USP Phase G27

Similar Phases: Rtx-5ms, Rxi-5ms, Rxi-5Sil MS, PTE-5, BPX-5, AT-5ms, ZB-5ms, SLB-5ms, Equity-6



HP-5ms Semivolatile

ID (mm)	Length (m)	Film (μm)	Temp Limits (°C)	7 in Cage
0.25	30	0.50	-60 to 325/350	19091S-139

CP-Sil 5/C18 CB for PCB

- Engineered for high resolution PCB analysis
- Lower polarity than 100% polydimethylpolysiloxane due to its C₁₈ substitution
- Provides high signal-to-noise ratios for ECD detectors
- Optimized column length for separation of critical isomer pairs:
28/31, 56/60, 149/118, 105/153/132 and 170/190

CP-Sil 5/C18 CB for PCB

ID (mm)	Length (m)	Film (μm)	Temp Limits (°C)	7 in Cage
0.25	50	0.10	275/300	CP7477
	100	0.10	275/300	CP7476

DB-Dioxin

- Specifically engineered for the analysis of polychlorinated dibenzodioxins (PCDDs) and dibenzofurans (PCDFs)
- Resolves 2,3,7,8-TCDD and 2,3,7,8-TCDF from all other isomers in one run
- Low bleed
- Bonded and cross-linked
- Solvent rinsable

Note: 100 psi regulator required to reach optimum carrier gas velocity

Similar Phases: SP-2331, 007-23, Rtx-2332, Rtx-Dioxin

DB-Dioxin

ID (mm)	Length (m)	Film (μm)	Temp Limits ($^{\circ}\text{C}$)	7 in Cage
0.25	60	0.15	40 to 250/270	122-2461
		0.25	40 to 250/270	122-2462

CP-Sil 88 for Dioxins

- High polarity stationary phase with specific selectivity for dioxins and dibenzofuran separations
- Integrated retention gap eliminates leaks and extends column lifetime with splitless injections
- 2,3,7,8-TCDD can be determined at low concentrations
- For fast runtimes, thin film configurations are available with maximum temperature program limit of 270 $^{\circ}\text{C}$

Similar Phases: SP-2560, SP-2340, SP-2330, BPX-70, BPX-90

CP-Sil 88 for Dioxins

ID (mm)	Length (m)	Film (μm)	Temp Limits ($^{\circ}\text{C}$)	7 in Cage
0.25	50	0.20	50 to 225/240	CP7588
	60	0.10	50 to 250/270	CP7498

Volatiles Columns

Agilent offers a selection of advanced polymer chemistries for increasingly demanding volatiles applications. Whether for a primary analytical column or as a complementary confirmation column, Agilent J&W capillaries are chromatographers' first choice.

DB-624 Ultra Inert

- Environmental volatile organic compounds (VOCs) methods
- Excellent for US EPA Methods: 501.3, 502.2, 503.1, 524.2, 601, 602, 8010, 8015, 8020, 8240, 8260
- Industrial chemical analyses – solvents, petrochemicals, specialty chemicals
- Food and beverage – alcohols, fusel oils
- Pharmaceutical residual solvents per USP <467>
- Ultra inertness processing expands application range with excellent peak shape for low molecular weight acidic compounds
- UI testing ensures premium performance column to column
- Identical selectivity to the industry standard DB-624 – upgrade with no change in method required
- Optimized by the inventors of DB-624

DB-624 Ultra Inert

ID (mm)	Length (m)	Film (µm)	Temp Limits (°C)	7 in Cage
<i>0.18</i>	<i>20</i>	<i>1.00</i>	<i>-20 to 260</i>	<i>121-1324UI</i>
0.25	30	1.40	-20 to 260	122-1334UI
	60	1.40	-20 to 260	122-1364UI
0.32	30	1.80	-20 to 260	123-1334UI
	60	1.80	-20 to 260	123-1364UI
0.53	30	3.00	-20 to 260	125-1334UI
	75	3.00	-20 to 260	125-1374UI

Agilent J&W High Efficiency GC columns are displayed using italicized descriptions and part numbers

TIPS & TOOLS

Don't forget, we have special offers throughout the year. To learn more, visit www.agilent.com/chem/specialoffers



DB-624

- Specifically designed for the analysis of volatile priority pollutants and residual solvents
- No cryogenics needed for US EPA Method 502.2
- Excellent for US EPA Methods: 501.3, 502.2, 503.1, 524.2, 601, 602, 8010, 8015, 8020, 8240, 8260, and USP 467
- Excellent inertness for active compounds
- Bonded and cross-linked
- Solvent rinsable
- Exact replacement of HP-624
- Equivalent to USP Phase G43

Similar Phases: AT-624, Rxi-624 Sil MS, Rtx-624, PE-624, 007-624, 007-502, ZB-624

DB-624

ID (mm)	Length (m)	Film (µm)	Temp Limits (°C)	7 in Cage	5 in Cage	7890/6890 LTM II Module
<i>0.18</i>	<i>20</i>	<i>1.00</i>	<i>-20 to 260</i>	<i>121-1324</i>	<i>121-1324E</i>	<i>121-1324LTM</i>
0.20	25	1.12	-20 to 260	128-1324	128-1324E	128-1324LTM
0.25	30	1.40	-20 to 260	122-1334	122-1334E	122-1334LTM
	60	1.40	-20 to 260	122-1364	122-1364E	
0.32	30	1.80	-20 to 260	123-1334	123-1334E	123-1334LTM
	60	1.80	-20 to 260	123-1364	123-1364E	
0.45	30	2.55	-20 to 260	124-1334		124-1334LTM
	75	2.55	-20 to 260	124-1374		
0.53	15	3.00	-20 to 260	125-1314		
	30	3.00	-20 to 260	125-1334	125-1334E	125-1334LTM
	60	3.00	-20 to 260	125-1364	125-1364E	
	75	3.00	-20 to 260	125-1374	125-1374E	

Agilent J&W High Efficiency GC columns are displayed using italicized descriptions and part numbers

CP-Select 624 CB

- 6% Cyanopropyl, 94% dimethylpolysiloxane
- EPA volatiles methods 524.2, 624 and 8015
- Specified by Pharmacopoeia V.3.3.9 for residual solvents
- Excellent column-to-column reproducibility
- Low bleed

Similar Phases: AT-624, Rtx-624, PE-624, 007-624, 007-502, ZB-624

CP-Select 624 CB

ID (mm)	Length (m)	Film (μm)	Temp Limits ($^{\circ}\text{C}$)	7 in Cage	5 in Cage
<i>0.15</i>	<i>25</i>	<i>0.84</i>	<i>265/280</i>	<i>CP7411</i>	
0.25	30	1.40	265/280	CP7412	
	60	1.40	265/280	CP7413	
0.32	30	1.80	265/280	CP7414	
	60	1.80	265/280	CP7415	
0.53	30	3.00	265/280	CP7416	CP741615
	75	3.00	265/280	CP7417	
	105	3.00	265/280	CP7418	

Agilent J&W High Efficiency GC columns are displayed using italicized descriptions and part numbers

DB-VRX

- Selectivity engineered for the resolution of volatiles analysis:
US EPA Methods 502.2, 524.2 and 8260
- 0.45 mm id columns provide more plates per meter compared to 0.53 mm id columns for the fewest co-elutions for GC method*
- No subambient cooling required to resolve the six "gases"
- Fast run time:
<30 minutes for optimum sample throughput
<8 minutes with 0.18 mm id
- Low polarity
- Excellent peak shape
- Bonded and cross-linked
- Solvent rinsable

*Two co-elutions: 1) m- and p-xylene, for which US EPA does not require separation, and 2) 1,1,2,2-tetrachloroethane and o-xylene which are separated by detectors PID and ELCD, respectively. **Note to GC/MS analysts:** These co-eluting compounds have different primary characteristic ions of 83 and 106, respectively.

Similar Phases: VOCOL, NON-PAKD, Rtx-Volatiles, PE-Volatiles, 007-624, Rtx-VRX, Rtx-VGC

DB-VRX

ID (mm)	Length (m)	Film (µm)	Temp Limits (°C)	7 in Cage	5 in Cage	7890/6890 LTM II Module
<i>0.18</i>	<i>20</i>	<i>1.00</i>	<i>-10 to 260</i>	<i>121-1524</i>		<i>121-1524LTM</i>
	<i>40</i>	<i>1.00</i>	<i>-10 to 260</i>	<i>121-1544</i>	<i>121-1544E</i>	
0.25	30	1.40	-10 to 260	122-1534		122-1534LTM
	60	1.40	-10 to 260	122-1564	122-1564E	
0.32	30	1.80	-10 to 260	123-1534		
	60	1.80	-10 to 260	123-1564		
0.45	30	2.55	-10 to 260	124-1534		
	75	2.55	-10 to 260	124-1574		

Agilent J&W High Efficiency GC columns are displayed using italicized descriptions and part numbers

HP-VOC

- Selectivity engineered for US EPA Methods 502.2, 524.2 and 8260
- Low polarity – slightly more polar than DB-VRX
- Excellent peak shape
- Bonded and cross-linked
- Solvent rinsable


Similar Phases: NON-PAKD, Rtx-Volatiles, PE-Volatiles, 007-624, Rtx-VRX, Rtx-VGC

HP-VOC

ID (mm)	Length (m)	Film (µm)	Temp Limits (°C)	7 in Cage
0.20	30	1.10	-60 to 280/290	19091R-303
	60	1.10	-60 to 280/290	19091R-306
0.32	60	1.80	-60 to 280/290	19091R-316
	90	1.80	-60 to 280/290	19091R-319
0.53	90	3.00	-60 to 280/290	19095R-429
	105	3.00	-60 to 280/290	19095R-420

TIPS & TOOLS

As part of Agilent's ongoing commitment to be your partner in chromatography, we have created a series of GC Troubleshooting videos, featuring Daron Decker, GC Applications Specialist, and Herb Brooks, Agilent Service Engineer. To view the videos, visit www.agilent.com/chem/gctroubleshooting



DB-502.2

- Available in 105 m for volatiles analyses
- Excellent peak shape
- Bonded and cross-linked
- Solvent rinsable

DB-502.2

ID (mm)	Length (m)	Film (μm)	Temp Limits ($^{\circ}\text{C}$)	7 in Cage
0.32	60	1.80	0 to 260/280	123-1464
0.53	105	3.00	0 to 260/280	125-14A4

DB-MTBE

- Low polarity stationary phase
- Resolves MTBE from 2-methylpentane and 3-methylpentane
- Engineered for purge and trap injection without the need for cryofocusing
- Bonded and cross-linked
- Solvent rinsable

DB-MTBE

ID (mm)	Length (m)	Film (μm)	Temp Limits ($^{\circ}\text{C}$)	7 in Cage
0.45	30	2.55	35 to 260/280	124-0034

CP-Select CB for MTBE

- Engineered for analysis of MTBE in reformulated gasoline
- Highly selective for MTBE
- Broad dynamic range for quantification of MTBE
- Ideal as primary or confirmation column

CP-Select CB for MTBE

ID (mm)	Length (m)	Film (μm)	Temp Limits ($^{\circ}\text{C}$)	7 in Cage
0.25	50	0.25	200/200	CP7528

DB-TPH

- Specifically designed for the analysis of total petroleum hydrocarbons (TPHs), soil analysis, and LUFT
- Three analyses in one injection – gas range organics, diesel range organics and motor oil
- Fast run time
- Bonded and cross-linked
- Solvent rinsable

DB-TPH

ID (mm)	Length (m)	Film (μm)	Temp Limits ($^{\circ}\text{C}$)	7 in Cage
0.32	30	0.25	-10 to 320	123-1632

TIPS & TOOLS

For a precision cut on your capillary column, use Agilent's GC column cutting tool (p/n 5183-4620).



Select Mineral Oil

- Stabilized non-polar bonded phase engineered for fast mineral oil analysis
- Optimized selectivity for reliable Total Petroleum Hydrocarbon (TPH) results per DIN H53 N-ISO 9377-2 methods
- C₄ to C₄₀ hydrocarbons can be analyzed in less than ten minutes
- Low bleed
- Available in fused silica or UltiMetal
- Fast run time
- High temperature stability up to 375/400 °C
- Available in economical 3 and 6 packs

Note: For optimal injection performance, use the 4 m x 0.53 mm id retention gap

Similar Phases: Rtx-Mineral Oil

Select Mineral Oil

ID (mm)	Length (m)	Film (µm)	Temp Limits (°C)	Unit	7 in Cage	5 in Cage
0.32	15	0.10	-60 to 390/400	1/pk	CP7491	CP749115
	15	0.10	-60 to 390/400	3/pk	CP749103	
	15	0.10	-60 to 390/400	6/pk	CP749106	
Retention gap						
0.53	4.0		-60 to 325/350	3/pk	CP8015	



TIPS & TOOLS

Ensure highest quality gas while keeping gas lines clean and leak-free with Agilent's high-capacity gas filter. Learn more at www.agilent.com/chem/gasclean



Food, Flavors and Fragrances Columns

Food and flavor analyses place stringent demands on capillary columns. Samples have many components that are difficult to resolve and column-to-column reproducibility becomes critical. Agilent J&W GC columns are ideal for meeting these needs. Our rigorous quality control specifications and extensive QC testing ensure that the column you buy today will perform just like the column you buy tomorrow.

HP-88

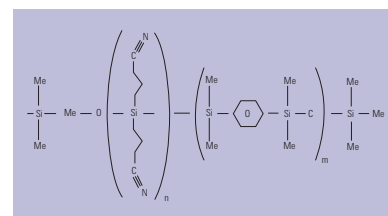
- (88%-Cyanopropyl)aryl-polysiloxane
- 250/260 °C upper temperature limits
- High polarity
- Designed for separation of cis-trans fatty acid methyl esters (FAMES)
- Even better separation than DB-23 of cis-trans isomers

Note: Because HP-88 is not bonded or cross-linked, we do not recommend solvent rinsing.

Similar Phases: SP-2560, SP-2340, SP-2330, BPX-70, BPX-90

HP-88

ID (mm)	Length (m)	Film (µm)	Temp Limits (°C)	7890/6890		
				7 in Cage	5 in Cage	LTM II Module
0.25	100	0.20	0 to 250/260	112-88A7	112-88A7E	
	60	0.20	0 to 250/260	112-8867	112-8867E	
	30	0.20	0 to 250/260	112-8837	112-8837E	112-8837LTM



Structure of HP-88

CP-Sil 88

- High selectivity towards positional and geometric isomers for ease-of-use
- Highly substituted cyanopropyl phase
- Highest polarity, non-chemically bonded and stabilized

Similar Phases: SP-2560, SP-2340, SP-2330, BPX-70, BPX-90



CP-Sil 88

ID (mm)	Length (m)	Film (µm)	Temp Limits (°C)	7 in Cage
0.25	25	0.20	50 to 225/240	CP6172
	50	0.20	50 to 225/240	CP6173
0.32	25	0.20	50 to 225/240	CP6174
	50	0.20	50 to 225/240	CP6175



TIPS & TOOLS

Order your free GC troubleshooting and GC column installation posters at www.agilent.com/chem/GCposteroffer



Select FAME

- Tuned for optimal cis-trans separation of FAMES, especially C₁₈ isomers
- Excellent peak shape and separation for FAME isomers – especially if one component is present at a higher concentration
- Bonded and cross-linked
- Low bleed
- High efficiency and column loadability
- Column length up to 200 m available for detailed analysis of the C_{18:1} isomer cluster

Select FAME

ID (mm)	Length (m)	Temp Limits (°C)	7 in Cage	5 in Cage
0.25	50	275/290	CP7419	CP741915
	100	275/290	CP7420	
	200	275/290	CP7421	

CP-Sil 88 for FAME

- Optimized for analysis of FAME cis/trans isomers
- High polarity stationary phase provides improved efficiency and higher productivity
- Use for FAME separations in the C₆ to C₂₆ range

CP-Sil 88 for FAME

ID (mm)	Length (m)	Film (µm)	Temp Limits (°C)	7 in Cage
0.25	50	0.20	225/240	CP7488
	60	0.20	225/240	CP7487
	100	0.20	225/240	CP7489

CP-Wax 57 CB

- High polarity bonded wax column
- Industry proven for the analysis of alcohols in the brewing and wine/spirits industry
- Excellent inertness for optimum peak shape of alcohols and glycols
- Offered in 0.15 mm id for significantly high speed throughput

Similar Phases: SUPELCOWAX 10, SUPEROX II, CB-WAX, Stabilwax, BP-20, 007-CW, Carbowax, Rtx-WAX, ZB-WAX

CP-Wax 57 CB

ID (mm)	Length (m)	Film (μm)	Temp Limits ($^{\circ}\text{C}$)	7 in Cage	5 in Cage
<i>0.15</i>	<i>30</i>	<i>0.12</i>	<i>20 to 200/225</i>	<i>CP97721</i>	
0.25	25	0.20	20 to 200/225	CP97713	
	50	0.20	20 to 200/225	CP97723	CP9772315
	60	0.40	20 to 200/225	CP8120	
0.32	25	0.20	20 to 200/225	CP97743	
		1.20	20 to 200/225	CP97763	
	50	0.20	20 to 200/225	CP97753	CP9775315
		1.20	20 to 200/225	CP97773	
0.53	25	1.00	20 to 200/225	CP97638	
	25	2.00	20 to 200/225	CP97658	

Agilent J&W High Efficiency GC columns are displayed using italicized descriptions and part numbers

CP-Carbowax 400 for Volatiles in Alcohol

- Designed for the analysis of volatiles in alcoholic beverages
- High resolution for amyl alcohols for accurate quality control
- High efficiency
- Special testing ensures performance and column-to-column reproducibility

CP-Carbowax 400 for Volatiles in Alcohol

ID (mm)	Length (m)	Film (μm)	Temp Limits ($^{\circ}\text{C}$)	7 in Cage
0.32	50	0.20	60/80	CP7527

CP-Wax 57 CB for Glycols and Alcohols

- Optimized for the analysis of glycols, diols and alcohols
- High polarity wax phase
- Symmetrical peaks
- Cross-linked and bonded phase delivers robustness and enhanced column lifetime

CP-Wax 57 CB for Glycols and Alcohols

ID (mm)	Length (m)	Film (μm)	Temp Limits ($^{\circ}\text{C}$)	7 in Cage
0.25	25	0.20	200/200	CP7615
0.53	25	0.50	225/250	CP7617

CP-TAP CB for Triglycerides

- Engineered phase for detailed analysis of triglycerides
- Separates complete triglyceride pattern in less than 16 minutes
- Separation based on carbon number and degree of unsaturation
- Stabilized phase for low bleed and enhanced column lifetime
- Available in fused silica and UltiMetal

CP-TAP CB for Triglycerides

ID (mm)	Length (m)	Film (μm)	Temp Limits ($^{\circ}\text{C}$)	7 in Cage
0.25	25	0.10	350/360	CP7483

CP-TAP CB UltiMetal

ID (mm)	Length (m)	Film (μm)	Temp Limits ($^{\circ}\text{C}$)	7 in Cage
0.25	25	0.10	355/370	CP7463

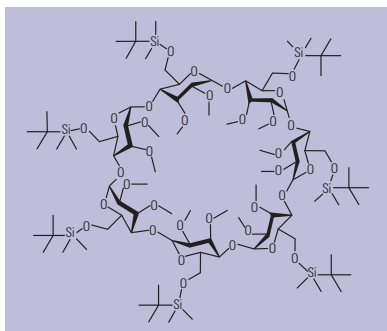
CP-FFAP CB for Free Fatty Acids in Dairy Products

- Ideal for flavors, aromas and free fatty acids C₁-C₂₆
- Separates C₂-C₂₄ acids in one run without derivatization
- Chemically-bonded for excellent longevity
- Water and solvent resistant

CP-FFAP CB

ID (mm)	Length (m)	Film (µm)	Temp Limits (°C)	7 in Cage	5 in Cage
<i>0.15</i>	25	<i>0.25</i>	250/275	<i>CP7686</i>	
0.32	25	0.30	250/275	CP7485	CP748515
0.53	25	1.00	250/275	CP7486	

Agilent J&W High Efficiency GC columns are displayed using italicized descriptions and part numbers



Structure of CycloSil-B

CycloSil-B

- 30% Heptakis (2,3-di-O-methyl-6-O-t-butyl dimethylsilyl)-β-cyclodextrin in DB-1701
- Chiral separations without chiral-specific derivatization
- New stationary phase for improved resolution of many chiral separations
- Ideal for many chiral γ-lactones and terpenes

Note: Because CycloSil-B GC columns are not bonded or cross-linked, we do not recommend solvent rinsing.

Similar Phases: LIPODEX C, Rt-β DEXm, β-DEX 110, β-DEX 120

CycloSil-B

ID (mm)	Length (m)	Film (µm)	Temp Limits (°C)	7 in Cage	7890/6890 LTM II Module
0.25	30	0.25	35 to 260/280	112-6632	112-6632LTM
0.32	30	0.25	35 to 260/280	113-6632	113-6632LTM

Cyclodex-B

- 10.5% β -cyclodextrin in DB-1701
- Chiral separations without chiral-specific derivatization
- Broad range of resolving potential
- Excellent peak shape

Note: Because Cyclodex-B GC columns are not bonded or cross-linked, we do not recommend solvent rinsing.

Similar Phases: LIPODEX C, Rt- β DEXm, β -DEX 110, β -DEX 120

Cyclodex-B

ID (mm)	Length (m)	Film (μ m)	Temp Limits ($^{\circ}$ C)	7890/6890		
				7 in Cage	5 in Cage	LTM II Module
0.25	30	0.25	50 to 230/250	112-2532	112-2532E	112-2532LTM
	60	0.25	50 to 230/250	112-2562		
0.32	30	0.25	50 to 230/250	113-2532	113-2532E	

HP-Chiral β

- β -cyclodextrin in (35%-phenyl)-methylpolysiloxane
- Chiral separations without chiral-specific derivatization
- Phenyl-based polymer provides low bleed and does not interfere with nitrogen-specific detectors
- Available in two concentrations of β -cyclodextrin: 10% and 20%
- 20% β -cyclodextrin best choice for initial screening

Similar Phases: LIPODEX C, Rt- β DEXm, β -DEX 110, β -DEX 120

HP-Chiral β

ID (mm)	Length (m)	Film (μ m)	Temp Limits ($^{\circ}$ C)	7 in Cage	5 in Cage
HP-Chiral 10β					
0.25	30	0.25	30 to 240/250	19091G-B133	
HP-Chiral 20β					
0.25	30	0.25	30 to 240/250	19091G-B233	19091G-B233E
0.32	30	0.25	30 to 240/250	19091G-B213	

CP-Chirasil Val

- Designed for separations of optically active compounds including amino acids
- Both antipode phases are available (D and L) for maximum versatility
- Stabilized chiral phase, over 50% cross-linked for longevity
- Tested for separation of amino acid enantiomers
- Low bleed

Note: On Chirasil-L Val, D-amino acids elute before the L-amino acids, while on Chirasil-D-Val, this elution order is reversed. This is especially valuable when determining the optical purity of these compounds. Selecting the column from which the minor compound elutes before the major enantiomers results in the lowest detection levels.

CP-Chirasil Val

Description	ID (mm)	Length (m)	Film (μm)	Temp Limits ($^{\circ}\text{C}$)	7 in Cage	5 in Cage
Antipode D	0.25	25	0.08	200/200	CP7494	
Antipode L	0.25	25	0.12	200/200	CP7495	CP749515

CP-Chirasil-Dex CB

- Cyclodextrin bonded to dimethylpolysiloxane for homogeneous enantioselectivity throughout the column
- High resolution factor between isomers across a broad application range
- Chemically bonded phase for excellent longevity
- No need for derivatization improved productivity
- Low elution temperature of polar compounds
- Suitable for all injection techniques

Similar Phases: LIPODEX C, Rt- β DEXm, β -DEX 110, β -DEX 120

CP-Chirasil-Dex CB

ID (mm)	Length (m)	Film (μm)	Temp Limits ($^{\circ}\text{C}$)	7 in Cage	5 in Cage
0.25	25	0.25	200/200	CP7502	CP750215
0.32	25	0.25	200/200	CP7503	

CP-Cyclodextrin- β -2,3,6-M-19

- Good selectivity for optical and positional isomer separations
- High efficiency enables wide range of applications
- Separates o-, m-, and p-xylenes
- Excellent peak shape for underivatized polar compounds

CP-Cyclodextrin- β -2,3,6-M-19

ID (mm)	Length (m)	Film (μm)	Temp Limits ($^{\circ}\text{C}$)	7 in Cage	5 in Cage
0.25	25	0.25	225/250	CP7500	CP750015
	50	0.25	225/250	CP7501	

For Forensic Use

Life Sciences Columns

The life sciences offer some difficult challenges to capillary GC chromatographers. These include complex sample matrixes, the necessity for low level detection and the chemically active characteristics of many of the samples. In response to this, Agilent offers a line of columns which are designed specifically for drugs of abuse testing.

TIPS & TOOLS

Tips and tricks for making better connections...

- It's important to use ferrules and nuts appropriate for your application, so graphite/polyimide ferrules and Agilent Self Tightening column nuts for oxygen detectors, or UltiMetal Plus Flexible Metal ferrules for ultimate flow path inertness
- Never over tighten fittings to avoid soft ferrules extruding into the fitting, contaminating or creating active sites in the flow path
- Install column at the correct and consistent height, critical for accurate and reproducible results
- Reduce and eliminate leaks at the MS interface with the Agilent Self Tightening column nuts that give you a tight connection without expensive upgrades or adaptors



Watch the animation that shows how to make better column connections in a GC or GC/MS, at

www.agilent.com/en/video/stcn-mass-spec

www.agilent.com/en/video/stcn-inlet-detector

DB-ALC1 and DB-ALC2

- Reliable blood alcohol analysis
- Optimized primary and confirmation column pair for US blood alcohol analysis
- DB-ALC1 and DB-ALC2 columns are regularly used in sets. Connect them together easily with an Agilent Ultra Inert, universal press fit Y-splitter (5190-6980), or an UltiMetal Plus deactivated CFT un-purged splitter (G3184-60065)
- Faster GC run times
- Improved resolution of key ethanol/acetone peaks
- Available in 0.32 and 0.53 mm id
- Bonded and cross-linked

Similar Phases: Rtx-BAC1, Rtx-BAC2, ZB-BAC-1, ZB-BAC-2

DB-ALC1 and DB-ALC2

ID (mm)	Length (m)	Film (µm)	Temp Limits (°C)	7890/6890		
				7 in Cage	5 in Cage	LTM II Module
DB-ALC1						
0.32	30	1.80	20 to 260/280	123-9134		123-9134LTM
0.53	30	3.00	20 to 260/280	125-9134	125-9134E	
DB-ALC2						
0.32	30	1.20	20 to 260/280	123-9234	123-9234E	
0.53	30	2.00	20 to 260/280	125-9234		



For Forensic Use

VF-DA

- Engineered for drugs of abuse confirmation testing
- High recovery for trace level analysis and excellent resistance to direct methanol injections
- Ultra low bleed

VF-DA

ID (mm)	Length (m)	Film (μm)	Temp Limits ($^{\circ}\text{C}$)	7 in Cage
0.20	12	Optimized	-60 to 325/350	CP8964

DB-5ms EVDX

- Specially configured and tested for drugs of abuse confirmation
- Drug test mix included: caffeine, glutethimide, lidocaine, phenobarbital, EDDP, methaqualone, methadone, cocaine, desipramine, carbamazepine
- DB-5ms EVDX is equivalent to (5%-phenyl)-methylpolysiloxane
- Consistent retention and peak shape
- Low bleed for GC/MS analysis
- Bonded and cross-linked
- Solvent rinsable

DB-5ms EVDX

ID (mm)	Length (m)	Film (μm)	Temp Limits ($^{\circ}\text{C}$)	7 in Cage
0.20	25	0.33	-60 to 325/350	128-8522

DB-Select 624 UI for <467>

- Engineered to optimize pharmaceutical residual solvents analysis per USP Method <467>
- Ultra inertness and low bleed
- Resolution of USP regulated critical pairs, also separates benzene and 1,2-dichloroethane
- Identical selectivity to the popular VF-624 ms – upgrade with no changes in method
- UI testing ensures premium performance column to column

DB-Select 624 UI for <467>

ID (mm)	Length (m)	Film (µm)	Temp Limits (°C)	7 in Cage
0.25	30	1.40	40 to 260/260	122-0334UI
	60	1.40	40 to 260/260	122-0364UI
0.32	30	1.80	40 to 260/260	123-0334UI
	60	1.80	40 to 260/260	123-0364UI
0.53	30	3.00	40 to 260/260	125-0334UI

HP-Fast Residual Solvent

- Equivalent to USP Phase G43
- Thinner film reduces run time by 2.5 times and increases Minimum Detection Limit (MDL) by 2 times compared to standard film thickness used for this method
- Bonded and cross-linked

Similar Phases: PE-624, 007-624, 007-502, ZB-624

HP-Fast Residual Solvent

ID (mm)	Length (m)	Film (µm)	Temp Limits (°C)	7 in Cage	5 in Cage	7890/6890 LTM II Module
0.53	30	1.00	-20 to 260	19095V-420	19095V-420E	19095V-420LTM

Metal Columns

DB-ProSteel and UltiMetal columns are engineered to combine the robustness of stainless steel with advanced surface deactivation for excellent peak shape.

- Configured for high temperature analyses such as simulated distillation
- Wide variety of stationary phases and configurations available
- Ideal for portable and process GC applications
- Replaces MXT/Silcosteel columns

Metal Columns

Phase	ID (mm)	Length (m)	Film (µm)	7 in Cage	5 in Cage
Simulated distillation/high temperature					
DB-HT Sim Dis	0.53	5	0.10	145-1009	
			0.15	145-1001	
DB-PS2887	0.53	10	3.00	145-2814	
CP-SimDist UltiMetal	0.53	5	0.09	CP7569	CP7569I5
			0.17	CP7532	CP7532I5
			0.88	CP7570	
			2.65	CP7571	
		10	0.06	CP6540	
			0.17	CP7542	
			0.53	CP7592	
			0.88	CP7512	
			1.20	CP7562	
			2.65	CP7582	
			5.00	CP7572	
20	0.11	CP7593			
25	0.06	CP6550			
VF-5ht UltiMetal	0.25	15	0.10	CP9090	
			0.32	CP9094	CP9094I5
	0.25	30	0.10	CP9092	
			0.32	CP9096	

(Continued)

Metal Columns

Phase	ID (mm)	Length (m)	Film (µm)	7 in Cage	5 in Cage		
Simulated distillation/high temperature							
VF-5ht UltiMetal with retention gap UltiMetal	0.25	15	0.10	CP9091			
	0.32	15	0.10	CP9095			
	0.25	30	0.10	CP9093			
	0.32	30	0.10	CP9097			
Standard phases and PEG							
DB-PS1	0.53	15	0.15	145-1011			
		30	1.50	145-1032			
CP-Sil 5 CB	0.53	10	2.00	CP7150			
			5.00	CP6666			
			25	0.50	CP7135		
				1.00	CP7130		
				2.00	CP7160		
				5.00	CP6670		
		50	1.00	CP7140			
			2.00	CP7170			
			5.00	CP6671			
DB-HT Sim Dis	0.53	5	0.10	145-1009			
			0.15	145-1001			
DB-PS2887	0.53	10	3.00	145-2814			
CP-SimDist UltiMetal, 6/pk	0.53	5	0.09	CP67569			
CP-SimDist UltiMetal	0.53	5	0.09	CP7569			
			0.17	CP7532			
			0.88	CP7570			
			2.65	CP7571			
			10	0.06	CP6540		
				0.17	CP7542		
				0.53	CP7592		
				0.88	CP7512		
				1.20	CP7562		
		2.65		CP7582			
		20	5.00	CP7572			
			20	0.11	CP7593		
			25	0.06	CP6550		

(Continued)



Metal Columns

Phase	ID (mm)	Length (m)	Film (μm)	7 in Cage	5 in Cage
Standard phases and PEG					
CP-Sil 8 CB UltiMetal	0.53	25	5.00	CP6680	
		50	0.50	CP7196	
					CP6681
CP-Sil 13 CB UltiMetal	0.53	25	1.00	CP7141	
DB-PSWAX	0.53	30	1.00	145-7032	
CP-Wax 52 CB UltiMetal	0.53	10	1.00	CP7148	
		25	2.00	CP7178	
		50	1.00	CP7168	
			2.00	CP7179	
PLOT columns					
PoraPLOT Q UltiMetal	0.53	10	20.00	CP6953	
		25	20.00	CP6954	
CP-Al ₂ O ₃ /KCl UltiMetal	0.53	50	10.00	CP6918	
CP-Al ₂ O ₃ /Na ₂ SO ₄ UltiMetal	0.53	50	10.00	CP6968	
CP-Molsieve 5Å UltiMetal	0.53	10	50.00	CP6937	
		25	50.00	CP6938	CP693815
Select application columns					
DB-PS624	0.53	30	3.00	145-1334	
CP-Sil PAH CB UltiMetal	0.25	25	0.12	CP7440	
CP-TAP CB	0.25	25	0.10	CP7463	
Select Biodiesel	0.32	10	0.10	CP9076	
With retention gap		15	0.10	CP9078	
Select Biodiesel	0.32	10	0.10	CP9077	
		15	0.10	CP9079	



Column shown with EZ-GRIP


PLOT Columns

PLOT columns are ideal for separating compounds that are gases at room temperatures. Agilent Technologies offers a comprehensive line of PLOT columns for analysis of fixed gases, low molecular weight hydrocarbon isomers, volatile polar compounds and reactive analytes such as sulfur gases, amines and hydrides. Our PLOT phases are offered in dimensions from 0.25 to 0.53 mm id, allowing for easy column selection for various detector and system requirements. For GC/MS systems, we offer several small diameter columns with truly bonded and immobilized stationary phases, eliminating potential detector fouling due to particle generation.

PLOT PT

Agilent J&W PLOT PT columns are engineered to improve lab operations. Unlike current techniques used to prevent PLOT stationary phase particles from shedding downstream, the integral particle traps of the PLOT PT columns remove the aggravation of connecting separate traps. Operation is more convenient and there is no risk from leaks. The integrated particle-trapping technology on both ends of PLOT PT GC columns reduces downtime. What's more, with PLOT PT you can now use GC/MS for detailed, qualitative and quantitative analysis and due to the dual ended particle traps the PLOT PT columns can also be used for backflush applications. No other PLOT column offers this level of worry-free operation for your GC or GC/MS system.

Agilent J&W PLOT PT columns are available in porous polymers Q and U, Aluminum oxide and Molesieve stationary phases.



PLOT PT – with integrated particle traps

Phase	ID (mm)	Length (m)	Film (µm)	Temp Limits (°C)	Part No.
PoraBOND Q PT	0.25	10	3.00	-100 to 300/300	CP7348PT
PoraBOND Q PT	0.32	25	5.00	-100 to 300/300	CP7351PT
PoraBOND Q PT	0.32	50	5.00	-100 to 300/300	CP7352PT
PoraBOND Q PT	0.53	10	10.00	-100 to 300/300	CP7353PT
PoraBOND Q PT	0.53	25	10.00	-100 to 300/300	CP7354PT
PoraPLOT Q PT	0.32	10	10.00	-100 to 250/250	CP7550PT
PoraPLOT Q PT	0.32	25	10.00	-100 to 250/250	CP7551PT
PoraPLOT Q PT	0.53	25	20.00	-100 to 250/250	CP7554PT
PoraPLOT Q-HT PT	0.32	5	10.00	-100 to 290/290	CP7557PT
HP-PLOT Q PT	0.32	15	20.00	-60 to 270/290	19091P-Q03PT
HP-PLOT Q PT	0.32	30	20.00	-60 to 270/290	19091P-Q04PT
HP-PLOT Q PT	0.53	15	40.00	-60 to 270/290	19095P-Q03PT
HP-PLOT Q PT	0.53	30	40.00	-60 to 270/290	19095P-Q04PT
GS-Q PT	0.53	30		-60 to 250	115-3432PT
PoraPLOT U PT	0.53	25	20.00	-100 to 190/190	CP7584PT
HP-PLOT U PT	0.53	30	20.00	-60 to 190	19095P-U04PT
HP-PLOT Al ₂ O ₃ KCl PT	0.32	50	8.00	-60 to 200	19091P-K15PT
HP-PLOT Al ₂ O ₃ KCl PT	0.53	30	15.00	-60 to 200	19095P-K23PT
HP-PLOT Al ₂ O ₃ KCl PT	0.53	50	15.00	-60 to 200	19095P-K25PT
PoraPLOT U PT	0.53	25	20.00	-100 to 190/190	CP7584PT
CP-Al ₂ O ₃ /KCl PT	0.32	50	5.00	-100 to 200/200	CP7515PT
CP-Al ₂ O ₃ /KCl PT	0.53	25	10.00	-100 to 200/200	CP7517PT
CP-Al ₂ O ₃ /KCl PT	0.53	50	10.00	-100 to 200/200	CP7518PT
CP-Al ₂ O ₃ /Na ₂ SO ₄ PT	0.32	50	5.00	-100 to 200/200	CP7565PT
CP-Al ₂ O ₃ /Na ₂ SO ₄ PT	0.53	50	10.00	-100 to 200/200	CP7568PT
HP-PLOT Al ₂ O ₃ S PT	0.32	25	8.00	-60 to 200	19091P-S12PT
HP-PLOT Al ₂ O ₃ S PT	0.32	50	8.00	-60 to 200	19091P-S15PT
HP-PLOT Al ₂ O ₃ S PT	0.53	30	15.00	-60 to 200	19095P-S23PT
HP-PLOT Al ₂ O ₃ S PT	0.53	50	15.00	-60 to 200	19095P-S25PT
GS-Alumina PT	0.53	30		-60 to 200	115-3532PT
GS-Alumina PT	0.53	50		-60 to 200	115-3552PT
HP-PLOT Al ₂ O ₃ M PT	0.53	50	15.00	-60 to 200	19095P-M25PT
CP-Molsieve 5A PT	0.32	30	10.00	-200 to 300	CP7534PT
CP-Molsieve 5A PT	0.32	25	30.00	-200 to 300	CP7536PT
CP-Molsieve 5A PT	0.53	25	50.00	-200 to 300	CP7538PT
CP-Molsieve 5A PT	0.53	50	50.00	-200 to 300	CP7539PT

PoraBOND Q

- Bonded PLOT column for more reliable results for analysis of volatile solvents and hydrocarbons
- Extended analysis offers broad application range
- 300/320 °C temperature limits
- Engineered for high stability, withstands repeated water injections
- Proprietary manufacturing technique results in very pure porous polymer with virtually no catalytic activity, allowing operation to 320 °C without decomposition
- Bonding technology results in greatly reduced particle shedding, reduces the needs for particle traps

Similar Phases: Rt-Q BOND, Rt-QPLOT, SupelQ PLOT

PoraBOND Q

ID (mm)	Length (m)	Film (µm)	Temp Limits (°C)	7 in Cage	5 in Cage	PLOT PT
0.25	10	3.00	-100 to 300/300	CP7347		CP7348PT
	25	3.00	-100 to 300/320	CP7348		
0.32	10	5.00	-100 to 300/320	CP7350	CP7350I5	
	25	5.00	-100 to 300/320	CP7351	CP7351I5	CP7351PT
	50	5.00	-100 to 300/320	CP7352	CP7352I5	CP7352PT
0.53	10	10.00	-100 to 300/320	CP7353	CP7353I5	CP7353PT
	25	10.00	-100 to 300/320	CP7354	CP7354I5	CP7354PT
	50	10.00	-100 to 300/320	CP7355		

PoraBOND U

- Highly stable polar-bonded porous polymer with maximum operating temperature of 300 °C
- Reduced bleed for low detection limits and fast stabilization time
- Bonded PLOT column for excellent longevity
- Ideal for use with method that pressure programs or valve switching

Similar Phases: Rt-U-BOND

PoraBOND U

ID (mm)	Length (m)	Film (µm)	Temp Limits (°C)	7 in Cage
0.32	25	7.00	-100 to 300/300	CP7381



PoraPLOT Q and PoraPLOT Q-HT

- Recommended for column switching systems that analyze a broad range of polar and apolar volatile compounds
- Water elutes as a sharp peak enabling quantitation
- Retention of target compounds is not influenced by water in the sample
- Long term stability provides repeatable retention times
- Available in fused silica and UltiMetal

Similar Phases: Rt-Q BOND, Rt-QPLOT, SupelQ PLOT

PoraPLOT Q

ID (mm)	Length (m)	Film (µm)	Temp Limits (°C)	7 in Cage	5 in Cage	PLOT PT
0.25	10	8.00	-100 to 250/250	CP7548		
	25	8.00	-100 to 250/250	CP7549		
0.32	10	10.00	-100 to 250/250	CP7550	CP7550I5	CP7550PT
	25	10.00	-100 to 250/250	CP7551	CP7551I5	CP7551PT
	50	10.00	-100 to 250/250	CP7552		
0.53	10	20.00	-100 to 250/250	CP7553		
	25	20.00	-100 to 250/250	CP7554	CP7554I5	CP7554PT
	50	20.00	-100 to 250/250	CP7555		

PoraPLOT Q UltiMetal

ID (mm)	Length (m)	Film (µm)	Temp Limits (°C)	7 in Cage
0.53	10	20.00	-100 to 250/250	CP6953
	25	20.00	-100 to 250/250	CP6954

PoraPLOT Q-HT

ID (mm)	Length (m)	Film (µm)	Temp Limits (°C)	7 in Cage	PLOT PT
0.32	10	10.00	-100 to 290/290	CP7556	
	25	10.00	-100 to 290/290	CP7557	CP7557PT
0.53	10	20.00	-100 to 290/290	CP7558	
	25	20.00	-100 to 290/290	CP7559	

HP-PLOT Q

- Bonded polystyrene-divinylbenzene based column
- Polarity between Porapak-Q and Porapak-N
- Excellent column for C₁-C₃ isomers and alkanes to C₁₂, CO₂, methane, air/CO, oxygenated compounds, sulfur compounds and solvents
- Replaces packed gas-solid columns
- Separates ethane, ethylene and ethyne (acetylene)
- Improved resolution in less time than conventional packed columns
- Minimal conditioning time required – 1 hour
- Preferred "Q" column due to its robust nature



Similar Phases: Rt-QPLOT, SupelQ PLOT

HP-PLOT Q

ID (mm)	Length (m)	Film (µm)	Temp Limits (°C)	7 in Cage	5 in Cage	7890/6890	
						LTM II Module	PLOT PT
0.32	15	20.00	-60 to 270/290	19091P-Q03		19091P-Q03LTM	19091P-Q03PT
	30	20.00	-60 to 270/290	19091P-Q04	19091P-Q04E	19091P-Q04LTM	19091P-Q04PT
0.53	15	40.00	-60 to 270/290	19095P-Q03	19095P-Q03E	19095P-Q03LTM	19095P-Q03PT
	30	40.00	-60 to 270/290	19095P-Q04	19095P-Q04E	19095P-Q04LTM	19095P-Q04PT

GS-Q

- Porous divinylbenzene homopolymer
- Polarity between Porapak-Q and Porapak-N
- Separates ethane, ethylene and ethyne (acetylene)
- Not recommended for quantification of polar compounds
- Minimal conditioning time required – 1 hour

Similar Phases: Rt-QPLOT, SupelQ PLOT

GS-Q

ID (mm)	Length (m)	Temp Limits (°C)	7 in Cage	5 in Cage	PLOT PT	7890/6890
						LTM II Module
0.32	30	-60 to 250	113-3432	113-3432E		113-3432LTM
0.53	10	-60 to 250	115-34H2			
	15	-60 to 250	115-3412			
	25	-60 to 250	115-3422			
	30	-60 to 250	115-3432	115-3432E	115-3432PT	



TIPS & TOOLS

View the latest GC column focused applications, products and educational resources at www.agilent.com/chem/myGCcolumns

PoraPLOT U and PoraPLOT S

- The most polar porous polymer PLOT column ideal for halogenated compounds, C₁-C₆ hydrocarbons, ketones and solvents
- Excellent peak shape of polar and non-polar volatiles
- Water has no effect on retention times and elutes as a sharp quantifiable peak
- Reliable retention time repeatability

PoraPLOT U

Similar Phases: Rt-U-BOND

PoraPLOT U

ID (mm)	Length (m)	Film (µm)	Temp Limits (°C)	7 in Cage	PLOT PT
0.25	25	8.00	-100 to 190/190	CP7579	
0.32	10	10.00	-100 to 190/190	CP7580	
	25	10.00	-100 to 190/190	CP7581	
0.53	10	20.00	-100 to 190/190	CP7583	
	25	20.00	-100 to 190/190	CP7584	CP7584PT

PoraPLOT S

- Divinylbenzene/vinylpyridine polymer for hydrocarbons and ketones
- Ideal for the analysis of medium polarity volatile including hydrocarbons and ketones
- Higher temperature limit than PoraPLOT U

Similar Phases: Rt-S-BOND, MXT-SBOND

PoraPLOT S

ID (mm)	Length (m)	Film (µm)	Temp Limits (°C)	7 in Cage
0.53	25	20.00	-100 to 250/250	CP7574

HP-PLOT U

- Bonded divinylbenzene/ethylene glycol dimethacrylate
- More polar than HP-PLOT Q
- Excellent column for C₁-C₇ hydrocarbons, CO₂, methane, air/CO, water, oxygenates, amines, solvents, alcohols, ketones, and aldehydes
- Improved resolution in less time than conventional packed columns

Similar Phases: RTU PLOT

HP-PLOT U

ID (mm)	Length (m)	Film (μm)	Temp Limits (°C)	7 in Cage	5 in Cage	PLOT PT	7890/6890
							LTM II Module
0.32	30	10.00	-60 to 190	19091P-U04	19091P-U04E		19091P-U04LTM
0.53	15	20.00	-60 to 190	19095P-U03			
	30	20.00	-60 to 190	19095P-U04	19095P-U04E	19095P-U04PT	19095P-U04LTM

HP-PLOT Al₂O₃ KCl

- Least "polar" alumina phase
- Aluminum oxide deactivated with KCl
- Standard column choice for light hydrocarbon analysis – C₁-C₈ hydrocarbon isomers
- Low retention of olefins relative to comparable paraffin
- Excellent for quantitation of dienes, especially propadiene and butadiene from ethylene and propylene streams
- Recommended phase for many ASTM methods
- Preferred KCl deactivated alumina

Similar Phases: Rt-Alumina PLOT, Alumina PLOT, Al₂O₃/KCl, AB-PLOT Al₂O₃ KCl, AT-Alumina

HP-PLOT Al₂O₃ KCl

ID (mm)	Length (m)	Film (μm)	Temp Limits (°C)	7 in Cage	5 in Cage	PLOT PT	7890/6890
							LTM II Module
0.25	30	5.00	-60 to 200	19091P-K33			19091P-K33LTM
0.32	50	8.00	-60 to 200	19091P-K15	19091P-K15E	19091P-K15PT	
0.53	30	15.00	-60 to 200	19095P-K23		19095P-K23PT	19095P-K23LTM
	50	15.00	-60 to 200	19095P-K25	19095P-K25E	19095P-K25PT	

GS-Alumina KCl

- Least "polar" alumina phase
- Aluminum oxide deactivated with KCl
- Good choice for light hydrocarbon analysis
- Good resolution of propadiene and butadiene from ethylene and propylene streams

Similar Phases: $\text{Al}_2\text{O}_3/\text{KCl}$, $\text{Al}_2\text{O}_3/\text{Na}_2\text{SO}_4$, Rt-Alumina PLOT, Alumina PLOT, AB-PLOT Al_2O_3 KCl, AT-Alumina

GS-Alumina KCl

ID (mm)	Length (m)	Temp Limits (°C)	7 in Cage	5 in Cage	PLOT PT
0.53	30	-60 to 200	115-3332		
	50	-60 to 200	115-3352	115-3352E	115-3352PT

CP-Al₂O₃/KCl and CP-Al₂O₃/Na₂SO₄

- Aluminum oxide PLOT columns offer high selectivity for separating ppm levels of C₁-C₅ hydrocarbons in process streams
- High capacity thick films
- No need for sub-ambient cooling
- Choice of two selectivities covers a broad range of applications
- Available in fused silica and UltiMetal

Note: The KCl deactivation salt results in a relatively apolar Al₂O₃ surface while the Na₂SO₄ deactivation provides a polar surface. Unsaturated compounds such as ethylene and acetylene (ethyne) are retained longer.

Selectivity Through KCl or Na₂SO₄ Deactivation

Note: Aluminum oxide PLOT columns are deactivated using KCl or Na₂SO₄ treatments which provide a reproducible and stable deactivation up to 200 °C. The KCl salt deactivation results in a relatively apolar Al₂O₃ surface, while the Na₂SO₄ deactivation provides a polar surface. Unsaturated compounds such as ethylene and acetylene (ethyne) are retained longer.

Similar Phases: Al₂O₃/KCl, Rt-Alumina PLOT, Alumina PLOT, RT-Alumina BOND/KCl, Alumina chloride PLOT, AB-PLOT Al₂O₃ KCl

CP-Al₂O₃/KCl

ID (mm)	Length (m)	Film (µm)	Temp Limits (°C)	7 in Cage	5 in Cage	PLOT PT
0.25	25	4.00	-100 to 200/200	CP7576		
	50	4.00	-100 to 200/200	CP7577		
0.32	10	5.00	-100 to 200/200	CP7511		
	25	5.00	-100 to 200/200	CP7519		
	50	5.00	-100 to 200/200	CP7515	CP7515I5	CP7515PT
0.53	25	10.00	-100 to 200/200	CP7517		CP7517PT
	50	10.00	-100 to 200/200	CP7518		CP7518PT

CP-Al₂O₃/KCl UltiMetal

ID (mm)	Length (m)	Film (µm)	Temp Limits (°C)	7 in Cage
0.53	50	10.00	-100 to 200/200	CP6918

Similar Phases: Al₂O₃/Na₂SO₄, Rt-Alumina PLOT, Alumina PLOT, Rt-Alumina BOND/Na₂SO₄, MXT-AluminaBOND/Na₂SO₄, Alumina sulfate PLOT

CP-Al₂O₃/Na₂SO₄

ID (mm)	Length (m)	Film (µm)	Temp Limits (°C)	7 in Cage	5 in Cage	PLOT PT
0.25	25	4.00	-100 to 200/200	CP7586		
	50	4.00	-100 to 200/200	CP7587		
0.32	50	5.00	-100 to 200/200	CP7565	CP7565I5	CP7565PT
0.53	25	10.00	-100 to 200/200	CP7567		
	50	10.00	-100 to 200/200	CP7568		CP7568PT

CP-Al₂O₃/Na₂SO₄ UltiMetal

ID (mm)	Length (m)	Film (µm)	Temp Limits (°C)	7 in Cage
0.53	50	10.00	-100 to 200/200	CP6968

HP-PLOT Al₂O₃ S

- Middle range of "polarity" for alumina phases
- Aluminum oxide deactivated with sodium sulfate
- Excellent general use column for light hydrocarbon analysis – C₁-C₈ hydrocarbon isomers
- Best for resolving acetylene from butane and propylene from isobutane

Similar Phases: Al₂O₃/Na₂SO₄, Rt-Alumina PLOT, Alumina PLOT, Rt-Alumina BOND/Na₂SO₄, MXT-AluminaBOND/Na₂SO₄, Alumina sulfate PLOT, AT-Alumina

HP-PLOT Al₂O₃ S

ID (mm)	Length (m)	Film (µm)	Temp Limits (°C)	7 in Cage	5 in Cage	PLOT PT	7890/6890 LTM II Module
0.25	30	5.00	-60 to 200	19091P-S33			
0.32	25	8.00	-60 to 200	19091P-S12		19091P-S12PT	19091P-S12LTM
	50	8.00	-60 to 200	19091P-S15	19091P-S15E	19091P-S15PT	
0.53	15	15.00	-60 to 200	19095P-S21			
	30	15.00	-60 to 200	19095P-S23		19095P-S23PT	
	50	15.00	-60 to 200	19095P-S25	19095P-S25E	19095P-S25PT	



GS-Alumina

- Most "polar" alumina phase
- Aluminum oxide with proprietary deactivation
- Excellent general use column for light hydrocarbon analysis – C₁-C₈ hydrocarbon isomers
- Separates C₁-C₄ saturated and unsaturated hydrocarbons
- Best for resolving cyclopropane from propylene
- Faster, more efficient, and provides more sensitivity than packed equivalents
- Minimal conditioning time required
- Preferred substitution for sodium sulfate deactivated Alumina because of its regenerative nature



Note: Alumina columns have a tendency to adsorb water and CO₂ which, over time, results in changes in retention time. We use an advanced, proprietary deactivation process which allows for rapid regeneration. Fully water saturated GS-Alumina columns regenerate in 7 hours or less at 200 °C.

Similar Phases: Al₂O₃/KCl, Al₂O₃/Na₂SO₄, Rt-Alumina PLOT, Alumina PLOT, AB-PLOT Al₂O₃ KCl, AT-Alumina

GS-Alumina

ID (mm)	Length (m)	Temp Limits (°C)	7 in Cage	PLOT PT
0.53	30	-60 to 200	115-3532	115-3532PT
	50	-60 to 200	115-3552	115-3552PT

HP-PLOT Al₂O₃ M

- Most "polar" alumina phase (similar to GS-Alumina)
- Aluminum oxide deactivated with proprietary deactivation
- Good general use column for light hydrocarbon analysis – C₁-C₈ hydrocarbon isomers
- Good for resolving acetylene from butane and propylene from isobutane

Similar Phases: AB-PLOT Al₂O₃ M, BGB-PLOT Al₂O₃ M, AT-Alumina

HP-PLOT Al₂O₃ M

ID	Length (m)	Film (µm)	Temp Limits (°C)	7 in Cage	5 in Cage	PLOT PT
0.32	50	8.00	-60 to 200	19091P-M15	19091P-M15E	
0.53	30	15.00	-60 to 200	19095P-M23		
	50	15.00	-60 to 200	19095P-M25		19095P-M25PT

GS-GasPro

- Bonded silica PLOT column technology
- Excellent choice for light hydrocarbons and sulfur gases
- Retention stability not affected by water
- Separates CO and CO₂ on a single column
- Ideal PLOT column for GC/MS – no particles

Similar Phases: CP-Silica PLOT

GS-GasPro

ID (mm)	Length (m)	Temp Limits (°C)	7 in Cage
0.32	5	-80 to 260/300	113-4302
	15	-80 to 260/300	113-4312
	30	-80 to 260/300	113-4332
	60	-80 to 260/300	113-4362

CP-SilicaPLOT

- No influence of water on retention times
- Elution of CO₂ and sulfur gases at ppm levels
- Separates cyclopropane from propylene
- Ideal for a wide range of applications such as COS in ethylene, freons, hydrocarbons, propylene and sulfur compounds
- High selectivity for C₁-C₄ isomers in the presence of water
- No negative influence on retention or peak shape when water is present in the sample
- Inert surface preparation results in no decomposition pentadienes or freons

Similar Phases: GS-GasPro

CP-SilicaPLOT

ID (mm)	Length (m)	Film (µm)	Temp Limits (°C)	7 in Cage	5 in Cage
0.25	30	3.00	-80 to 225/225	CP8564	
0.32	15	4.00	-80 to 225/225	CP8566	
	30	4.00	-80 to 225/225	CP8567	
	60	4.00	-80 to 225/225	CP8568	
0.53	30	6.00	-80 to 225/225	CP8570	CP8570I5
	60	6.00	-80 to 225/225	CP8571	

TIPS & TOOLS

Ensure a lifetime of peak performance and maximum productivity with Agilent's comprehensive GC supplies portfolio. Learn more at www.agilent.com/chem/GCsupplies



CarboBOND and CarboPLOT P7

- Single column solution for ASTM D2505 for higher productivity
- Stable and robust for high repeatability of results
- Available in bonded and PLOT versions for improved versatility and enhanced productivity

CarboBOND

CarboBOND

ID (mm)	Length (m)	Film (μm)	Temp Limits ($^{\circ}\text{C}$)	7 in Cage
0.53	25	5.00	-100 to 200/300	CP7371
		10.00	-100 to 200/300	CP7374
	50	5.00	-100 to 200/300	CP7372
		10.00	-100 to 200/300	CP7375

CarboPLOT P7

CarboPLOT P7

ID (mm)	Length (m)	Film (μm)	Temp Limits ($^{\circ}\text{C}$)	7 in Cage
0.53	10	25.00	-200 to 115/115	CP7513
	25	25.00	-200 to 115/115	CP7514

GS-CarbonPLOT

- High stability, bonded carbon layer stationary phase
- Highly selective for inorganic and organic gases
- Extended temperature limit of 360 °C
- Ideal for GC/MS – no particle generation
- Retention stability not affected by water

Similar Phases: Carbopack, CLOT, Carboxen-1006 PLOT

GS-CarbonPLOT

ID (mm)	Length (m)	Film (µm)	Temp Limits (°C)	7 in Cage	7890/6890
					LTM II Module
0.32	15	1.50	0 to 360	113-3112	
	30	1.50	0 to 360	113-3132	
		3.00	0 to 360	113-3133	113-3133LTM
	60	1.50	0 to 360	113-3162	
0.53	15	3.00	0 to 360	115-3113	
	30	3.00	0 to 360	115-3133	115-3133LTM

HP-PLOT Molesieve

- A PLOT column for the analysis of permanent gases
- O₂, N₂, CO and CH₄ resolve in less than 5 min
- Durable molecular sieve 5Å coating minimizes baseline spiking and damage to multiport valves
- Select a thick film for Ar/O₂ separation without cryogenic cooling
- Select thin film HP-PLOT Molesieve columns for routine air monitoring applications
- Replaces GS-Molesieve

Note: Molecular sieve columns will absorb water, which, over time results in changes in retention time. We use an advanced, proprietary deactivation process which allows for rapid regeneration. Fully saturated HP-PLOT Molesieve columns regenerate in 7 hours or less at 200 °C.

Similar Phases: Rt-Msieve 5A, MXT-Msieve 5A

HP-PLOT Molesieve

ID (mm)	Length (m)	Film (µm)	Temp Limits (°C)	7 in Cage	5 in Cage	7890/6890 LTM II Module
0.32	15	25.00	-60 to 300	19091P-MS7		19091P-MS7LTM
		12.00	-60 to 300	19091P-MS4	19091P-MS4E	
	25.00	-60 to 300	19091P-MS8		19091P-MS8LTM	
0.53	15	25.00	-60 to 300	19095P-MS5		
		50.00	-60 to 300	19095P-MS9		
	30	25.00	-60 to 300	19095P-MS6	19095P-MS6E	
		50.00	-60 to 300	19095P-MS0	19095P-MS0E	19095P-MS0LTM

CP-Molsieve 5Å

- Separate argon and oxygen at ambient temperature to reduce costs
- High efficiency for increased productivity
- Symmetrical peaks for accurate results

Similar Phases: Rt-Msieve 5A, MXT-Msieve 5A, Mol Sieve 5A PLOT

CP-Molsieve 5Å

ID (mm)	Length (m)	Film (µm)	Temp Limits (°C)	7 in Cage	5 in Cage	PLOT PT*
0.25	25	30.00	-200 to 350/350	CP7533		
0.32	10	30.00	-200 to 350/350	CP7535	CP7535I5	
	25	30.00	-200 to 350/350	CP7536		CP7536PT
	30	10.00	-200 to 350/350	CP7534	CP7534I5	CP7534PT
	50	30.00	-200 to 350/350	CP7540	CP7540I5	
0.53	10	50.00	-200 to 350/350	CP7537		
	15	15.00	-200 to 350/350	CP7543		
	25	50.00	-200 to 350/350	CP7538	CP7538I5	CP7538PT
	30	15.00	-200 to 350/350	CP7544		
	50	50.00	-200 to 350/350	CP7539		CP7539PT

* CP-Molsieve 5Å PT columns have a lower operating temperature of 300 °C

CP-Molsieve 5Å UltiMetal

ID (mm)	Length (m)	Film (µm)	Temp Limits (°C)	7 in Cage	5 in Cage
0.53	10	50.00	-200 to 350/350	CP6937	
	25	50.00	-200 to 350/350	CP6938	CP6938I5

Particle Traps for use with PLOT Columns

Though highly stabilized, it is impossible to guarantee that no particles will dislodge from the column wall. When used in valve-switching applications, the use of a particle trap can prevent scarring of the column switching valve rotors and changes in flow restriction.

Agilent highly recommends using PLOT PT columns with integrated particle traps but for those analysts who prefer to install individual particle traps, a variety of fused silica and UltiMetal fused silica particle traps are available.

Particle Traps for use with PLOT Columns

ID (mm)	Length (m)	Part No.
0.32	2.5	5181-3351
0.53	2.5	5181-3352

Particle Traps for PoraPLOT Columns

ID (mm)	Length (m)	Material	Part No.
0.32	2.5	Fused Silica	CP4016
0.53	2.5	Fused Silica	CP4017
0.53	2.5	UltiMetal	CP4018*


*Includes CP-UltiMetal connector

Particle Trap Connectors for PoraPLOT Columns

ID (mm)	Material	Unit	Part No.
0.25/0.32	Fused Silica	10/pk	CP4788
0.53	Fused Silica	10/pk	CP4789
0.25	UltiMetal	5/pk	CP4795
0.53	UltiMetal	5/pk	CP4796

Columns with Non-Bonded Stationary Phases

Whenever possible, Agilent recommends the use of bonded and cross-linked polymers. Bonded polymers are more rugged, will have longer lifetimes and can be solvent rinsed. However, Agilent recognizes that some methods have been developed on non-bonded phases and therefore maintains these columns to support established methods.



HP-101

- 100% Dimethylpolysiloxane

Because HP-101 columns are not bonded or cross-linked, we do not recommend solvent rinsing.

HP-101

ID (mm)	Length (m)	Film (μm)	Temp Limits ($^{\circ}\text{C}$)	7 in Cage	5 in Cage
0.20	25	0.20	-60 to 280	19091Y-102	
0.32	25	0.30	-60 to 280	19091Y-012	19091Y-012E
	50	0.30	-60 to 280	19091Y-015	

HP-17

- 50% Phenyl and 50% methyl siloxane

Because HP-17 columns are not bonded or cross-linked, we do not recommend solvent rinsing.

HP-17

ID (mm)	Length (m)	Film (μm)	Temp Limits ($^{\circ}\text{C}$)	7 in Cage
0.53	10	2.00	25 to 260/280	19095L-121

CAM

- Base deactivated polyethylene glycol
- Specifically designed for amine analysis
- Excellent peak shape for primary amines
- Replaces HP-Basicwax

Because CAM columns are not bonded or cross-linked, we do not recommend solvent rinsing.

CAM

ID (mm)	Length (m)	Film (μm)	Temp Limits ($^{\circ}\text{C}$)	7890/6890	
				7 in Cage	LTM II Module
0.25	15	0.25	60 to 220/240	112-2112	
	30	0.25	60 to 220/240	112-2132	
		0.50	60 to 220/240	112-2133	112-2133LTM
	60	0.25	60 to 220/240	112-2162	
0.32	30	0.25	60 to 220/240	113-2132	113-2132LTM
		0.50	60 to 220/240	113-2133	
0.53	30	1.00	60 to 200/220	115-2132	115-2132LTM

DX-1 and DX-4

- DX-1: 90% Dimethylpolysiloxane 10% polyethylene glycol
- DX-4: 15% Dimethylpolysiloxane 85% polyethylene glycol

Because DX series GC columns are not bonded and cross-linked, we do not recommend solvent rinsing.

DX-1

ID (mm)	Length (m)	Film (μm)	Temp Limits ($^{\circ}\text{C}$)	7 in Cage
0.32	30	1.00	50 to 250/270	123-6133

DX-4

ID (mm)	Length (m)	Film (μm)	Temp Limits ($^{\circ}\text{C}$)	7 in Cage
0.25	30	0.25	50 to 250/270	122-6432
	60	0.25	50 to 250/270	122-6462
0.32	15	0.25	50 to 250/270	123-6412
	30	0.25	50 to 250/270	123-6432

SE-30 and SE-54

- SE-30: 100% Dimethylpolysiloxane
- SE-54: (5%-Phenyl)(1%-vinyl)-methylpolysiloxane

Because SE series GC columns are not bonded or cross-linked, we do not recommend solvent rinsing.

SE-30

ID (mm)	Length (m)	Film (μm)	Temp Limits ($^{\circ}\text{C}$)	7 in Cage
0.32	30	0.25	0 to 325/350	113-3032

SE-54

ID (mm)	Length (m)	Film (μm)	Temp Limits ($^{\circ}\text{C}$)	7 in Cage
0.25	30	0.25	0 to 325/350	112-5432
	60	0.25	0 to 325/350	112-5462
0.32	30	0.25	0 to 325/350	113-5432

Guard Columns

- DuraGuard and EZ-Guard columns with "built-in" guard columns, no press-fit connectors
- Minimize front-end contamination and increase column lifetime
- Aid in focusing sample onto the front of the column for better peak shape
- Minimize MSD contamination originating from the column (when used as transfer line to the MS detector)

Guard columns (or retention gaps) are often added to the front of the analytical column to protect against contamination, or to act as a band-focusing device for liquid samples introduced by on-column and splitless injection techniques.

When resolution or response in a chromatogram diminishes, remove a coil from the guard column so that peak shapes will improve. By removing a coil, the column length is shortened and peaks will elute somewhat faster. For best results, check the integration time windows of your data system.

DuraGuard

DuraGuard

Phase	ID (mm)	Length (m)	Film (μm)	Guard Length (m)	Part No.
DB-1	0.25	30	0.25	10	122-1032G
DB-XLB	0.25	30	0.25	10	122-1232G
DB-5ms	0.25	30	0.25	10	122-5532G
			0.50	10	122-5536G
			1.00	10	122-5533G
		60	0.25	10	122-5562G
	0.53	30	0.50	10	125-5537G
<i>DB-5.625</i>	<i>0.25</i>	<i>30</i>	<i>0.25</i>	<i>5</i>	<i>122-5631G5</i>
DB-1701	0.53	30	1.00	10	125-0732G
DB-624	0.53	30	3.00	5	125-1334G5

Agilent J&W High Efficiency GC columns are displayed using italicized descriptions and part numbers



TIPS & TOOLS

Column contamination from sample matrix components is the number one cause of column failure. Use Agilent DuraGuard GC columns with built-in guard if you do not want to use column connectors.





A special tab clearly distinguishes the EZ-Guard guard column section from the analytical column



EZ-Guard

EZ-Guard

Phase	ID (mm)	Length (m)	Film (μm)	Guard Length (m)	Part No.
VF-1ms	0.20	12	0.33	5	CP9023
	0.25	30	0.25	5	CP9010
			0.25	10	CP9011
VF-5ms	0.25	15	0.25	5	CP9021
			0.25	5	CP9012
		30	0.25	10	CP9013
			0.50	5	CP9014
			0.50	10	CP9015
			0.25	5	CP9016
VF-Xms	0.25	30	0.10	10	CP9022
			0.25	10	CP9019
VF-17ms	0.25	30	0.25	5	CP9024
			0.25	10	CP9025
VF-1701ms	0.25	30	0.25	5	CP9176
			0.25	10	CP9177
VF-35ms	0.25	30	0.25	5	CP9026
			0.25	10	CP9027