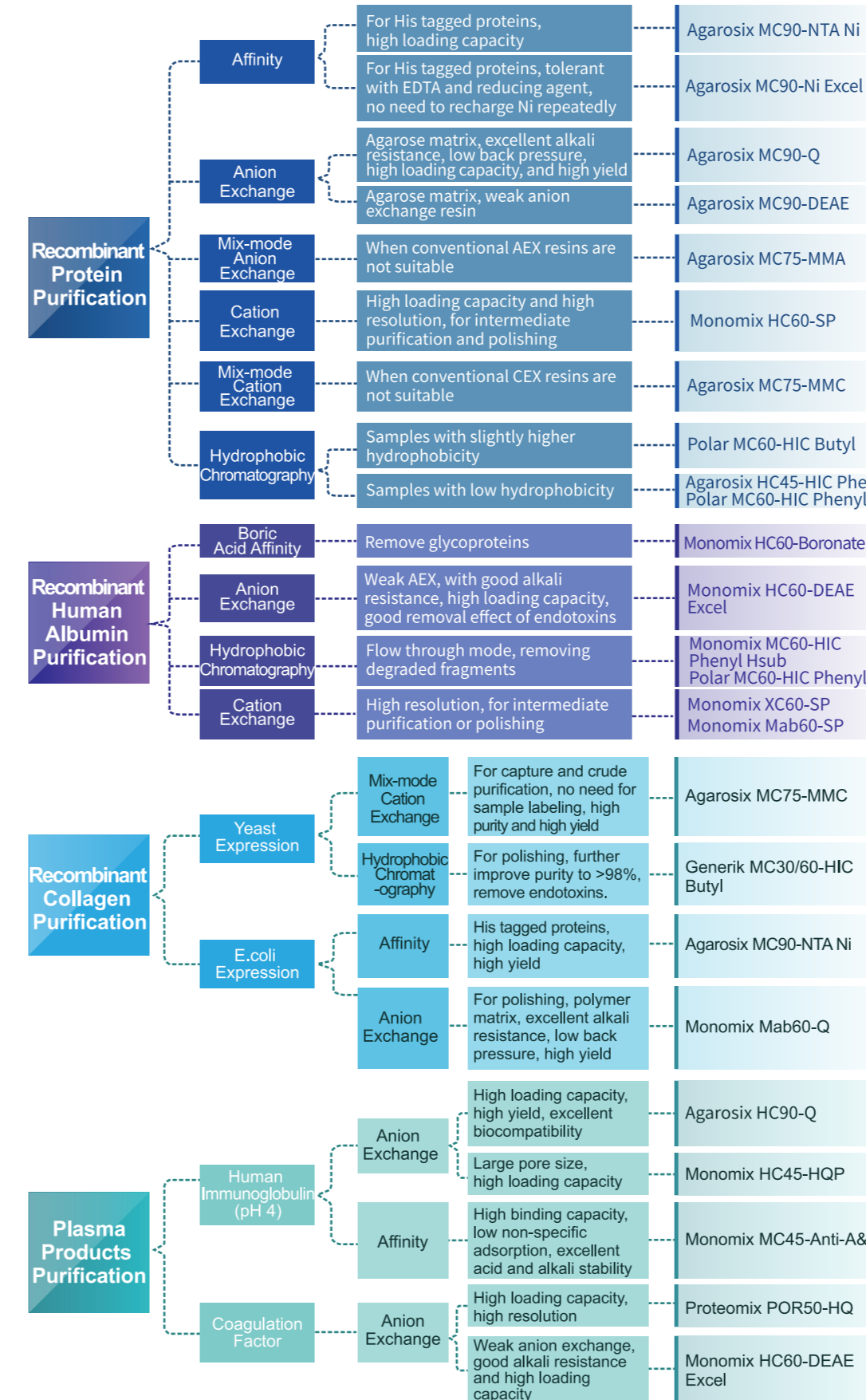
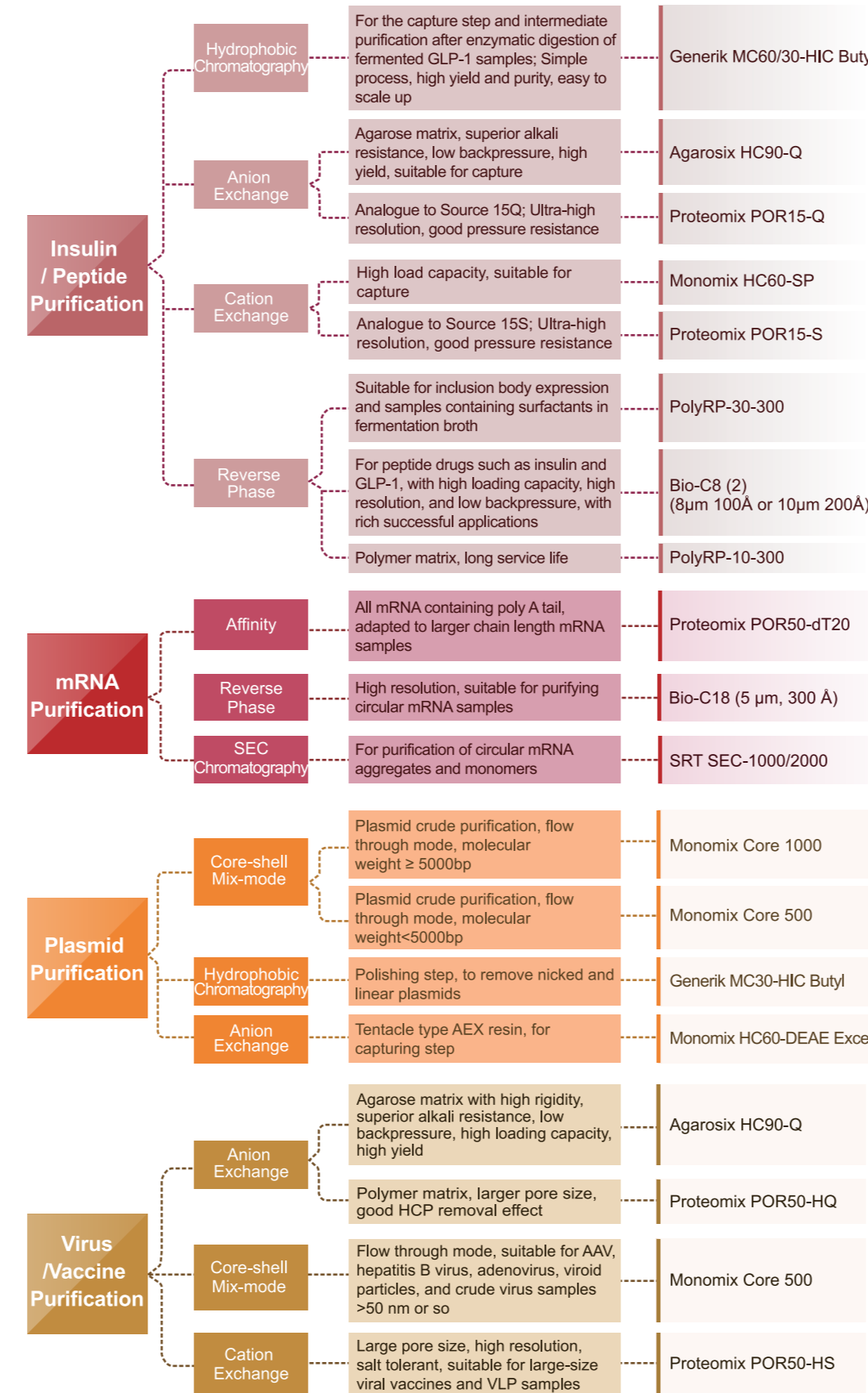
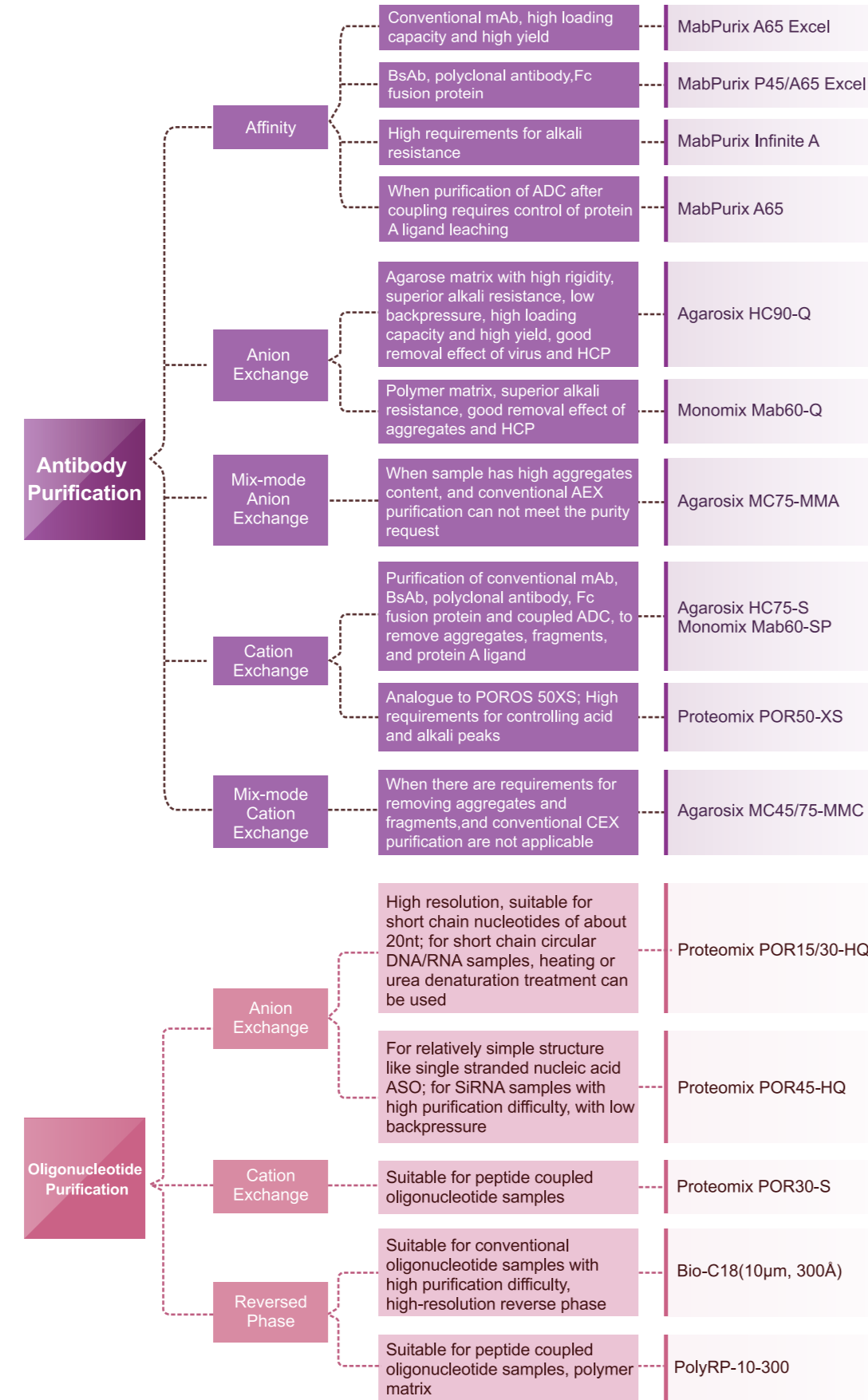


# SEPARATION IS OUR SCIENCE COLLABORATION IS OUR STRATEGY



Sepax Bioscience, Inc. develops and manufactures advanced process chromatography media designed to deliver precise, efficient, and scalable purification for the global biopharmaceutical industry. Our portfolio contains chromatography resins based on agarose, polymer, and silica and includes various separation modes such as affinity, ion exchange, reverse phase, hydrophobic interaction, and mixed-modes to achieve superior downstream results.

Sepax resins support the full biopharmaceutical lifecycle, providing consistent performance from pre-IND research and early development through clinical trials and commercial GMP manufacturing. Backed by world-class research and development capabilities and a state-of-the-art GMP manufacturing facility, we deliver the reliability, scalability, and quality required to move products forward with confidence.

Sepax Bioscience was founded in 2022 in Newark, Delaware, and builds on over 20 years of chromatography expertise from its sister company, Sepax Technologies. Today, Sepax serves more than 5,000 customers worldwide and continues to advance chromatography innovation for the biopharmaceutical industry.

<b>Three</b> Global Locations	Annual Manufacturing Capacity <b>200,000+L</b>	Global Customers <b>5,000+</b>
<b>80+</b> Patents	<b>Superior</b> Innovative Technology	Publication Reference <b>1500+</b>
<b>SuZhou CHINA</b>	<b>YangZhou CHINA</b>	<b>Delaware USA</b>

## SELECTION GUIDE OF CHROMATOGRAPHY MEDIA

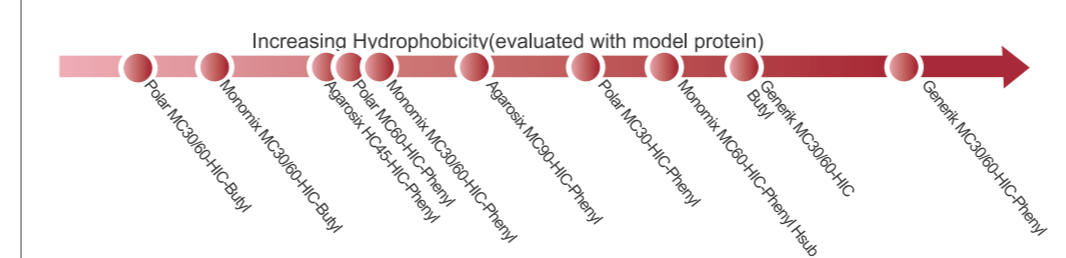
Affinity Resin			
Resin	Parameters	Characteristics	Application Area
MabPurix P45	Matrix: Hydrophilic polymethacrylate Particle size: 45 µm Ligand: Alkali resistant recombinant Protein A Pressure resistance: 1 Mpa CIP: 0.1-0.5 M NaOH	1. Maintain high loading capacity for BsAb and Fc fusion protein 2. Good pressure resistance 3. Good alkali resistance 4. Low levels of leached protein A ligand & residual HCPs 5. High hydrophilicity, negligible nonspecific adsorption	mAb, BsAb, polyclonal antibody, Fc fusion protein, etc. High loading capacity especially for antibody samples with large molecular weight; DMF filling
MabPurix A65 MabPurix A65 Excel	Matrix: Highly cross-linked agarose microspheres Particle size: 65 µm Ligand: Alkali resistant recombinant Protein A Pressure resistance: 0.3 Mpa CIP: 0.1-0.5 M NaOH	1. High loading capacity, A65 Excel DBC can exceed 70 mg hlgG/ml 2. Protein A leaching and HCP residue controlled at a very low level, A65 has excellent performance 3. Good alkali resistance 4. Fast binding speed, high efficiency, short retention time, and low back pressure 5. Good hydrophilicity, excellent biocompatibility 6. Easy to scale up	mAb, BsAb polyclonal antibodies Fc fusion proteins and other complex antibodies; DMF filling
MabPurix Infinite A MabPurix Infinite A HiPH	Matrix: Highly cross-linked agarose microspheres Particle size: 75 µm Ligand: Ultra Alkali resistant recombinant Protein A	1. High loading capacity, High hydrophilicity 2. Ultra Alkali resistance, long life cycle 3. High cross-linked, low back pressure and fast flow rate 4. Can withstand 0.5 M NaOH CIP 5. Infinite A HiPH can use high pH buffer in elution step	mAb, BsAb polyclonal antibody Fc fusion protein and other complex antibodies; DMF filling
Proteomix POR50-dT20	Matrix: Hydrophilic modified PS/DVB microspheres Ligand: oligo dT20 Particle size: 50 µm	1. High load capacity 2. High yield and easy elution 3. Effective capture and release, simplifying subsequent purification steps and improving overall production efficiency	Specially designed to capture mRNA from IVT transcripts
Agarosix MC90-NTA Ni	Matrix: Agarose Ligand: NTA CA or NTA Ni Particle size: 90 µm DBC: 50 mg/ml	1. High loading capacity and high metal chelation ratio 2. High alkali resistance and can withstand 0.1 M NaOH online CIP 3. Agarose matrix has good hydrophilicity and minimal non-specific adsorption 4. Two types: free acid type and nickel ion chelated type. The free acid type can be used for metal ion removal and can also be used to customize other metal ion resin	To purify recombinant proteins with histidine tag; Agarosix MC90-NTA Ni has higher loading capacity, and agarosix MC90-Ni Excel does not need to recharge Ni ion
Agarosix MC90-Ni Excel	Matrix: Agarose Ligand: TED CA or TED Ni Particle size: 90 µm DBC: 35 mg/ml	1. Improve production efficiency without adding Ni ions and reduce regeneration steps 2. High alkali resistance, can withstand 0.5 M NaOH regeneration, and support online CIP 3. It has high loading capacity to meet production needs 4. Two types: free acid type and nickel ion chelated type	
Monoimix HC60-Boronate	Matrix: Hydrophilic polymethacrylate Ligand: 3-Aminophenylboronic acid Particle size: 60 µm Pore size: 1000 Å	1. High loading capacity and excellent biocompatibility 2. Highly hydrophilic minimizing non-specific adsorption 3. Alkaline conditions are recommended for the mobile phase.	Purification or analysis of compounds with Cis-diol groups such as glycoproteins, nucleic acids, and saccharides
Monoimix MC45-Anti-A & B	Matrix: Hydrophilic polymethacrylate Ligand: polysaccharide antigen A/B Particle size: 45 µm	1. High binding capacity and excellent biocompatibility 2. High resolution, high column efficiency, and high yield 3. Excellent acid and alkali stability	To remove trace amounts of anti-A and anti-B from immunoglobulin (Ig) extracted from plasma

Anion Exchange Resin			
Resin	Parameters	Characteristics	Application Area
Agarosix HC90-Q	Matrix: High rigidity agarose Function group: -N <sup>+</sup> (CH <sub>3</sub> ) <sub>3</sub> Particle size: 90 µm	1. High load capacity and excellent biocompatibility 2. High resolution, high column efficiency, and high recovery 3. Easy to scale up	Purification of antibodies recombinant proteins oligonucleotides, plasma products, etc., to effectively remove impurities such as HCP and endotoxins
Agarosix MC90-Q	Matrix: Highly cross-linked agarose containing long chains of pectin Function group: -N <sup>+</sup> (CH <sub>3</sub> ) <sub>3</sub> Particle size: 90 µm	1. High binding capacity and excellent biocompatibility 2. Superior HCP removal ability, high column efficiency and high yield 3. Easy to scale up	Purification of antibodies recombinant proteins oligonucleotides, etc., to effectively remove impurities such as HCP and endotoxins
Agarosix MC90-DEAE	Matrix: Highly cross-linked agarose containing long chains of pectin Function group: -N(CH <sub>3</sub> CH <sub>2</sub> ) <sub>2</sub> Particle size: 60 µm	1. High binding capacity and excellent biocompatibility 2. Can withstand high pressure and high flow rate 3. High resolution and high yield 4. Wide pH range, good acid and alkali resistance	Purification of proteins insulins, vaccines antibodies, nucleic acids, etc
Monoimix Mab60-Q	Matrix: Hydrophilic polymethacrylate Function group: -N <sup>+</sup> (CH <sub>3</sub> ) <sub>3</sub> Particle size: 60 µm	1. High loading capacity, highly hydrophilic surface and negligible nonspecific adsorption 2. Rigid matrix can withstand high pressure and high flow rate 3. High resolution and high yield 4. Wide pH range, good acid and alkali resistance	Purification of antibodies, recombinant proteins, oligonucleotides, etc., to effectively remove impurities such as HCP and endotoxins
Monoimix HC45-HQP	Matrix: Hydrophilic polymethacrylate Function group: -N <sup>+</sup> (CH <sub>3</sub> ) <sub>3</sub> Particle size: 45 µm	1. High binding capacity and excellent biocompatibility 2. Rigid matrix can withstand high pressure and high flow rate 3. High resolution and high yield	Purification of plasma products, antibodies, vaccines, recombinant proteins, etc.
Monoimix HC60-DEAE Excel	Matrix: Hydrophilic polymethacrylate Function group: -N(CH <sub>3</sub> CH <sub>2</sub> ) <sub>2</sub> Particle size: 60 µm	1. High loading capacity and excellent biocompatibility 2. Rigid matrix can withstand high pressure and high flow velocity 3. High resolution and high recovery rate 4. Wide pH range, and acid and alkali resistant	Purification of plasma products, proteins, insulin, vaccines, antibodies, nucleic acids, etc.
Proteomix POR15-Q Proteomix POR15/30/45-HQ	Matrix: Hydrophilic modified PS/DVB microspheres Function group: -N <sup>+</sup> (CH <sub>3</sub> ) <sub>3</sub> Particle size: 15/30/45 µm	1. High loading capacity, high resolution, high column efficiency and high yield 2. Rigid matrix can withstand high pressure and high flow rate 3. Highly hydrophilic surface, negligible nonspecific adsorption 4. Easy to scale up	Purification of small nucleic acids, insulins, viral vaccines, peptides, proteins, etc.
Proteomix POR50-HQ	Matrix: Hydrophilic modified PS/DVB microspheres Function group: -N <sup>+</sup> (CH <sub>3</sub> ) <sub>3</sub> Particle size: 50 µm	1. High loading capacity and good alkali resistance 2. Rigid matrix can withstand high pressure and high flow rate 3. Super large pore size is easy to capture macromolecular biological samples 4. High resolution, suitable for polishing 5. Easy to scale up	Purification of plasma products, HPV, recombinant proteins, mAb, nucleic acids, and peptides, etc.

Cation Exchange Resin			
Resin	Parameters	Characteristics	Application Area
Monoimix Mab60-SP	Matrix: Hydrophilic polymethacrylate Function group: -SO <sub>3</sub> H Particle size: 60 µm	1. High resolution, effective separation of aggregates and fragments 2. High loading capacity 3. Good salt resistance in BsAb projects 4. Rigid matrix can withstand high pressure and high flow rate 5. Good alkali resistance	Purification of biological samples such as antibodies and recombinant proteins and effective removal of impurities such as aggregates and fragments with high resolution
Monoimix HC60-SP Monoimix XC60-SP	Matrix: Hydrophilic polymethacrylate Functional group: -SO <sub>3</sub> H Particle size: 60 µm	1. High loading capacity 2. Rigid matrix can withstand high pressure and high flow rate 3. Good alkali resistance	For recombinant proteins, antibodies and insulin samples, rapid purification with high loading capacity. XC60-SP is specially designed for recombinant human albumin
Proteomix POR50-XS	Matrix: Hydrophilic modified PS/DVB microspheres Functional group: -SO <sub>3</sub> H Particle size: 50 µm	1. High loading capacity and high salt resistance 2. Rigid matrix can withstand high pressure and high flow rate 3. High resolution, effectively remove impurities such as aggregates, fragments, acid and alkali peaks	Purification of antibodies and recombinant proteins, etc.
Proteomix POR50-HS	Matrix: Hydrophilic modified PS/DVB microspheres Functional group: -SO <sub>3</sub> H Particle size: 50 µm	1. High salt resistance 2. Rigid matrix can withstand high pressure and high flow rate 3. The large pore size facilitates the capture of macromolecular biological samples 4. High resolution, suitable for polishing	Purification of HPV, nucleic acids and peptides, etc.
Proteomix POR15/30-S	Matrix: Hydrophilic modified PS/DVB microspheres Functional group: -SO <sub>3</sub> H Particle size: 15/30 µm	1. High loading capacity, highly hydrophilic surface and negligible nonspecific adsorption 2. Rigid matrix can withstand high pressure and high flow rate 3. High resolution, high column efficiency and high recovery 4. Easy to scale up	Purification of insulin, fermented peptides, vaccines, nucleic acids and proteins, etc.
Agarosix HC75-S	Matrix: High rigidity agarose Functional group: -SO <sub>3</sub> H Particle size: 75 µm	1. High load capacity and extremely high biocompatibility 2. High hydrophilic surface, low non-specific adsorption 3. High resolution and high yield 4. Good high alkali resistance performance 5. High rigidity matrix with good pressure/flow rate performance	Purification of insulin, antibodies, vaccines, proteins, nucleic acids, etc.

Mix-mode Resin			
Resin	Parameters	Characteristics	Application Area
Monoimix Core 500	Matrix: Polymer microspheres Particle size: 60 µm Pore size: 500 Å	1. Combining SEC and IEX separation mode high loading capacity with flow through mode, high yield 2. Capable of CIP with 1M NaOH 3. Withstand high pressure and high flow rate 4. Independent intellectual property rights	Purification of AAV, hepatitis B virus, adenovirus, viroid particles, and virus samples with a small molecular size, crude purification of some small plasmids
Monoimix Core 1000	Matrix: Polymer microspheres Particle size: 60 µm Pore size: 1000 Å	1. Larger pore size, suitable for purification of biological samples with larger molecular weight 2. Other performance same as Monoimix Core 500	Purification of plasmids, viral vector samples with a large molecular size, and biological macromolecules such as RNA
Agarosix MC45/75-MMC	Matrix: 6% cross-linked agarose Particle size: 45/75 µm Function group: carboxyl/phenyl	1. Excellent biocompatibility 2. High flow rate separation and purification 3. High recovery, high resolution and high column efficiency 4. Acid and alkali resistance	Polishing of ADC, recombinant protein and polyclonal antibody, to remove semi antibody, ¼ antibody, HCP and other impurities
Agarosix MC75-MMA	Matrix: 6% cross-linked agarose Particle size: 75 µm Function group: Quaternary ammonium/phenyl	1. High resolution, high column efficiency, and high recovery 2. Excellent biocompatibility 3. Wide pH range, acid and alkali resistant 4. Easy to scale up	Purification of antibodies, vaccines, insulin, proteins, nucleic acids, etc; Especially for the situation that aggregates content is high and conventional IEX purification cannot meet the purity requirements

HIC Resin			
Resin	Parameters	Characteristics	Application Area
Agarosix MC90-HIC Phenyl	Matrix: Highly cross-linked agarose Particle size: 90 µm Functional group: phenyl	1. High binding capacity and excellent biocompatibility 2. High resolution and high yield 3. Acid and alkali resistance	Capture of recombinant proteins, antibodies, etc.
Agarosix HC45-HIC Phenyl	Matrix: Highly rigidity agarose Particle size: 45 µm Functional group: phenyl	1. High binding capacity and excellent biocompatibility 2. High resolution and high yield 3. Acid and alkali resistance	Polishing of recombinant proteins, antibodies, etc.; Effectively remove aggregates, degradation fragments etc; Separate ADC samples with different DAR values
Polar MC-HIC Butyl	Matrix: Hydrophilic polymethacrylate Particle size: 30/60 µm Maximum operating pressure: 3 MPa	1. Surface covered with a hydrophilic nano coating, and different functional groups are bonded through chemical modification. Hydrophobicity from weak to strong: Butyl<Phenyl	Suitable for samples with hydrophobic differences such as recombinant proteins, ADC and antibodies, can meet the require ments of high loading capacity
Polar MC-HIC Phenyl		1. Good pressure resistance and alkali resistance, withstand high flow rate to reduce operation time 2. Good pressure resistance and alkali resistance, withstand high flow rate to reduce operation time 3. High loading capacity 4. Polydisperse beads	Suitable for samples with hydrophobic differences such as recombinant proteins, ADC and antibodies, can meet the require ments of high loading capacity
Monoimix MC-HIC Butyl	Matrix: Hydrophilic polymethacrylate Particle size: 30/60 µm Pore size: 1000 Å Max operating pressure: 1 MPa	1. Monodisperse beads, with more uniform particle size and better resolution 2. Functional groups are bonded with hydrophilic nano coatings through chemical modification, Hydrophobicity from weak to strong: Butyl < Phenyl < Phenyl Hsub 3. Good pressure resistance and alkali resistance, withstand high flow rate to reduce operation time 4. Larger pore size, more suitable for proteins with larger molecular weight	Higher resolution, suitable for recombinant protein, ADC, antibody and other hydrophobic difference samples. It can be applied to capture, moderate purification and polishing stages
Monoimix MC-HIC Phenyl			
Monoimix MC-HIC Phenyl Hsub			
Generik MC-HIC Butyl	Matrix: Hydrophilic polymethacrylate Particle size: 30/60 µm Maximum operating pressure: 3 Mpa	1. Functional groups are directly bonded to the surface, resulting in stronger hydrophobic effect 2. Good pressure and alkali resistance, withstand high flow rate to reduce operation time 3. Polydisperse beads	Purification of GLP-1 and other peptides samples; Purification of weak and medium hydrophobic proteins; Polishing of plasmid
Generik MC-HIC Phenyl			Purification of very weak hydrophobic proteins



Polymer Reverse Phase Resin			
Resin	Parameters	Characteristics	Application Area
PolyRP	Average particle size: 10, 15, 30 µm Pore size: 100, 300, 500, 1000 Å	1. Highly crosslinked PS/DVB provides excellent pressure resistance enabling the material to withstand high-pressure conditions. 2. Withstands high temperature up to 80°C 3. Uniform and controllable particle size 4. Excellent pH tolerance (1-14)	Suitable for all kinds of conventional organic phases, aqueous phases, and salt buffer systems. Suitable for peptides, amino acids, nucleotides, etc

SEC Resin			
Resin	Parameters	Characteristics	Application Area
Agarosix SEC	Matrix: 6% cross-linked agarose Particle size: 45, 65, 90 µm	1. High loading capacity 2. 6% cross-linked, suitable for high flow rate purification 3. High resolution, high column efficiency, high yield 4. High lot-to-lot consistency 5. Easy to scale up 6. Highly hydrophilic surface	Widely used in the separation and purification of various biological samples
SRT-10/10C SEC	Matrix: Silica gel with hydrophilic coated surface Particle size: 10 µm Pore size: 150, 300, 500 and 1000 Å	1. High resolution and high loading capacity 2. High protein recovery 3. Highly hydrophilic surface with low non-specific adsorption 5. High mechanical stability, suitable for high flow rate 6. Stable lot-to-lot consistency	Suitable for the separation and preparation of antibodies, proteins, nucleic acids, polysaccharides, oligonucleotides, proteins, peptides and viruses. It can replace Superdex resin and rapidly prepare high-purity samples

Silica Reverse Phase Resin			
Resin	Parameters	Characteristics	Application Area
GP-C18	Matrix: silica gel, single layer fully sealed Particle size: 8, 10, 30, 50 µm Pore size: 120 Å	1. Universal type, can be used in a variety of conditions 2. Good stability, the surface adopts a unique single functional group bonding technology 3. High selectivity and high separation efficiency	The most universal reverse-phase resin widely utilized for the separation of drug molecules, synthetic peptides, natural products, and acidic, neutral, or alkaline compounds.
BR-C18	Matrix: Silica gel with three fully sealed functional groups. Particle size: 8, 10 µm Pore size: 120 Å Specific surface area: 300 m²/g	1. Good alkali resistance, can withstand a wider pH range 2. Suitable for the separation of alkaline compounds	Suitable for the separation of alkaline compounds or situations where a high pH of the mobile phase is required
Bio-C18	Matrix: Silica gel with a fully sealed single layer. Particle size: 10 µm Pore size: 200, 300 Å pH: 2-8.5	1. Large pore size, suitable for samples with large molecular weight 2. Withstands high proportion of aqueous mobile phase	Applicable when large pore size of resin or high proportion of a aqueous mobile phase is required; For peptides and small molecular proteins
GP-C8	Matrix: silica gel, single layer fully sealed Particle size: 10, 30, 50 µm Pore size: 60, 120 Å Specific surface area: 450, 300 m²/g	Moderate hydrophobicity and good universality	Suitable for reverse phase separation of drug molecules, and acidic, neutral, alkaline compounds, etc.
Bio-C8(2) (10µm, 200Å)	Matrix: Silica gel with a fully sealed single layer. Particle size: 10 µm Pore size: 200 Å Specific surface area: 200 m²/g	1. Fully sealed chemical bonding technology to improve acid and alkaline resistance 2. Optimized pore structure achieves high stability and high loading capacity 3. proprietary surface modification technology to bond octyl with hydrophobicity 4. High resolution and high lot-to-lot consistency 5. High mechanical strength 6. Resistance to 0.1M NaOH cleaning	For insulin, GLP-1 and other peptides
Bio-C8(2) (8µm, 100Å)	Matrix: Silica gel with a fully sealed single layer. Particle size: 8 µm Pore size: 100 Å Specific surface area: 310 m²/g		
GP-C4	Matrix: Silica gel with a fully sealed single layer. Particle size: 10 µm Pore size: 120 Å Specific surface area: 300 m²/g	Moderate hydrophobicity and good universality	Small molecule chemical drugs, peptides, organic acids, etc

\*Note: Other specific resins are not listed completely due to space limitations. Please consult representative of Sepax Technologies for details.

Generik FPLC Column					
Column	Specifications	AF		AA	
PN	Inner diameter x Length (mm)	Column bed height (cm)	Column bed volume (ml)	Column bed height (cm)	Column bed volume (ml)
202000-0605-AF/AA	6.6x50	0.24-2	0.08-0.68	0.24-2	0.08-0.68
202000-0610-AF/AA	6.6x100	1-7	0.34-2.39	0.24-7	0.08-2.39
202000-0615-AF/AA	6.6x150	6-12	2.05-4.11	0.24-12	0.08-4.11
202000-0625-AF/AA	6.6x250	16-22	5.5-7.5	9.5-22	3.3-7.5
202000-0633-AF/AA	6.6x330	-	-	17.5-29.5	6.0-10.1
202000-0640-AF/AA	6.6x400	31-37	10.6-12.7	24.5-37	8.4-12.7
202000-1010-AF/AA	10x100	1-7	0.8-5.5	0.24-7	0.2-5.5
202000-1015-AF/AA	10x150	6-12	4.7-9.4	0.24-12	0.2-9.4
202000-1025-AF/AA	10x250	16-22	12.6-17.3	9.5-22	7.5-17.3
202000-1033-AF/AA	10x330	-	-	17.5-29.5	13.7-23.2
202000-1040-AF/AA	10x400	31-37	24.4-29.1	24.5-37	19.2-29.1
202000-1050-AF/AA	10x500	41-47	32.3-36.9	34.5-47	27.1-36.9
202000-1510-AF/AA	15x100	1-7	1.8-12.4	0.24-7	0.4-12.4
202000-1515-AF/AA	15x150	6-12	10.6-21.2	0.24-12	0.4-21.2
202000-1525-AF/AA	15x250	16-22	28.3-38.9	9.5-22	16.8-38.9
202000-1540-AF/AA	15x400	31-37	54.8-65.4	24.5-37	43.3-65.4
202000-1550-AF/AA	15x500	41-47	72.5-83.1	34.5-47	61.0-83.1
202000-2510-AF/AA	25x100	1-7	4.9-34.4	0.24-7	1.2-34.4
202000-2515-AF/AA	25x150	6-12	29.5-58.9	0.24-12	1.2-58.9
202000-2525-AF/AA	25x250	16-22	78.5-108.0	9.5-22	46.6-108.0
202000-2540-AF/AA	25x400	31-37	152.2-181.6	24.5-37	120.3-181.6
202000-2550-AF/AA	25x500	41-47	201.3-230.7	34.5-47	169.4-230.7
202000-3515-AF/AA	35x150	6-12	57.7-115.5	0.24-12	2.3-115.5
202000-3525-AF/AA	35x250	16-22	153.9-211.7	9.5-22	91.4-211.7
202000-3540-AF/AA	35x400	31-37	298.3-356.0	24.5-37	235.7-356.0
202000-5025-AF/AA	50x250	16-22	320.4-440.6	9.5-22	190.3-440.6
202000-5040-AF/AA	50x400	31-37	620.8-741.0	24.5-37	490.7-741.0
202000-5050-AF/AA	50x500	41-47	821.1-941.3	34.5-47	690.9-941.3

The Generik FPLC column is ideal for the analysis and purification of samples using low-pressure liquid chromatography. The glass column features an inner diameter range of 6.6 mm to 50 mm and a maximum length of 500 mm with a pressure limit of 6.2 MPa. Additionally, it includes an adjustable end with a maximum height of 80 mm for enhanced convenience during use.

\* Note:  
1. The AF type indicates that one end of the column has a fixed end, while the other is equipped with an adjustable adapter. The AA type features an adjustable adapter at both ends.  
2. Products marked in the gray color are the standard types, while the remaining products require customization.